



Stallion information 2008

Stallion information

This 2008 Stallion Information is being presented to you as an aid in choosing a stallion. When choosing a stallion it is not just important to use the best-quality stallions but it is even more important to make the correct combinations. The KFPS strives to make as many breeding data on its stallions available as possible.

Which stallions?

The stallions included in this edition are stallions that have been approved on offspring. Also the stallions have to be alive or be available by means of frozen semen.

Which characteristics?

The following characteristics of the stallions are included.

1. Number/percentage of mares with the star predicate.
2. Breeding value linear exterior characteristics.
3. Breeding values for sport aptitude.

Breeding values exterior and sport aptitude

Given the complexity of the breeding-value estimation for the exterior characteristics and sport aptitude an explanation of the origins and the interpretation of the numbers is necessary. In this explanation we also touch upon how the numbers can be used for choosing a stallion.

The linear characteristics

The breeding values for the exterior characteristics are based on the linear scores, which since 1993 are documented for every studbook registration of the horses. Of the 25 exterior characteristics a score is given between 5 and 45, with as the average 25. In this edition for the first time the breeding values of the “new” linear characteristics are included: length of the neck, body (uphill/downhill), and the trot characteristics balance and suppleness. For the linear characteristics it specifically concerns an observation and not a rating. The characteristics have been chosen such that the linear report provides a picture of the horse’s exterior that is as complete as possible. The breeding value estimation of the rated exterior numbers (breed type, build, legs, walk, and trot) is currently being worked on. The linear characteristics can be divided in two categories.

1. The optimal characteristics: the characteristics for which the average score (25) or breeding value (100) is most desired. Examples of such characteristics are: shape of the back, conformation of the front legs, and shape of the hind legs.
2. Maximum characteristics: the characteristics for which goes the higher the better (example: expression of the face, expression of movement, etc.) or characteristics of which the optimum lies clearly above average, such as slope of the shoulder and shape of the croup. The difference has been visualized by depicting the breeding values for the optimal characteristics with dark-blue bars (favorable) and red bars (unfavorable), and the breeding values for the maximum characteristics with light-blue bars. In addition to the 25 linear characteristics the overview consists of a measured characteristic: the height at the withers.

The rated characteristics

In addition to the 25 linear exterior characteristics also five rated characteristics are scored: breed type, build, legs, walk, and trot. For the linear characteristics it concerns a descriptive value, for the rated characteristics it concerns a rating. When evaluating the rated exterior characteristics the related linear characteristics play an important role. In addition non-linear scored segments can play a role. The characteristic trot, e.g., consists in addition to the linear characteristics length of the trot, strength of the trot, balance, and suppleness also of, e.g., rhythm/regularity of the trot. The rated characteristics are scored from 3 through 10.

Sport aptitude

The breeding values are based on the ABFP results as these have been gathered by KFPS over the years, also as part of the testing on offspring. The reason that this particular data is used for the breeding-value estimation instead of, e.g. sport results, is the following.

1. ABFP information is available much earlier than sport data.
2. ABFP data is for a larger part hereditary (higher h^2) than sport data. That is thanks to the uniform training, presentation, and evaluation.
3. Number of offspring per stallion in sport is in general (still) too low.
4. The ABFP data gives information on segments (basic gaits, suitability as show-driving horses, riding horses, and driving horses).

The estimation model

The breeding values, estimated by the Nederlands Rundvee Syndicaat (NRS)/Dutch Cattle Syndicate, are estimated with a so-called estimation model. This estimation model indicates for which influences the differences between (in this case) stallions are corrected. The exterior scores are corrected for the following effects: breeding value of the dam of the offspring, age at the time of inspection, gender, linear evaluator, and inspection. This correction takes place to get as pure an insight as possible in to what degree the differences in offspring groups are caused by difference in genetic aptitude of the stallions. With these correction factors it basically does not matter in what area or on what mares a certain stallion is used. The kind of evaluation model that is being used is the so-called animal model. With an animal model in addition to data on offspring also information of family members is included. The contribution of this information declines as more information on the offspring becomes available.

Interpretation of the breeding values

The breeding values are indicated in an average of 100 with a spread of 4 points. This basis was determined

2008

based on 2001. The average breeding values of all horses born in 2001 is for each characteristic set at 100 and the spread (standard deviation) of these breeding values is set at 4. Breeding values with a deviation compared to 100 of one time the spread (between 96 and 104) have to be considered as average. Over two thirds of the breeding values are in this margin. It goes without saying that the larger the deviation is compared to 100, the larger the expected effect is. A stallion with a breeding value of 109 or higher for, e.g., strength of movement, belongs to the 2% best stallions of the population. For a breeding value higher than 112 this is 0.1%. For the most recently published index the basis has been changed from 1991 to 2001. Given the fact that for most characteristics in this period of ten years the horses have improved genetically the stallions that already had breeding values have gone down a few index points. This decrease is equal for all stallions so that the ranking set forth by the base adjustment does not change.

Depiction of the breeding values

The breeding values are indicated per characteristic with "bars." As mentioned the maximum characteristics are indicated by dark-blue bars (favourable) and red bars (unfavourable) and the optimal characteristics by light-blue bars. For the maximum characteristics goes that results to the left are unfavourable (red) and results to the right are favourable (dark-blue). For the optimal characteristics goes that (extreme) results to both the left and right are unfavourable; 100 is optimal here.

Reliability

The degree to which the breeding value provides a precise image of the actual genetic aptitude of a stallion is expressed in the reliability (betrouwbaarheid / btbh.). The reliability is especially influenced by the number of inspected offspring. With a low reliability the breeding values can still change considerably when more offspring are inspected. The reliability can be interpreted as follows.

Reliability	Interpretation
Less than 70%	moderately reliable
70-80%	reasonably reliable
80-90%	reliable
Over 90%	very reliable

Use of the exterior breeding values

The exterior breeding values are an excellent aid for making a correct mare-stallion combination. This can be done by looking at the mare's linear score form for the items that can be considered for correction. If the characteristic that needs to be corrected is a maximum characteristic then a stallion needs to be selected that has a (clearly) positive hereditary effect on this characteristic (bar to the right). If it concerns an optimal characteristic then the best choice is a stallion with an average breeding value or a slight deviation in the opposite direction, depending on the score of the mare.

A common misunderstanding is that when a mare scores, e.g., a 5 for the shape of the hind leg, is combined with a stallion that is rated 112 for this characteristic the offspring would have an average shape of the hind leg. For optimal characteristics stallions with a breeding value around 100 are recommended.

Use of the breeding values for sport aptitude

As you can see breeding values have been estimated for the basic gaits in the exterior bar and in the sport aptitude bar. The former is based on the evaluation of the basic gaits in the inspection ring (in hand), while the latter is based on the evaluation of the basic gaits in use (ABFP test). For most of the stallions these breeding values largely match. There are, however, stallions that have a breeding value for the basic gaits in the sport index that is quite a bit lower than the breeding value for the basic gaits in the exterior bar. Given the fact that the breeding goal indicates that we want to breed horses that have good gaits in especially their use the breeding values for sport aptitude should weigh more heavily in your evaluation of the stallions.

Kinship percentage

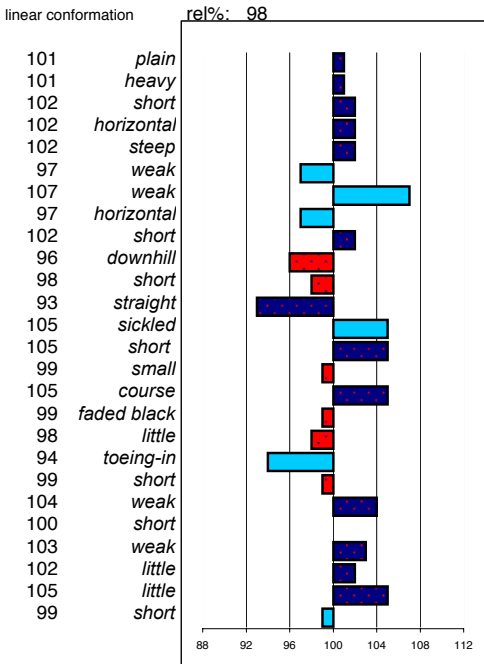
The kinship percentage of the studbook stallions is listed. This number indicates the relationship of a stallion with the population. The lower the number, the higher the contribution is that such a stallion can make to blood distribution. The average percentage of the studbook stallions is approximately 17.5%. The kinship percentage is calculated by calculating the inbreeding of fictitious foals of the combination of all individual stallions with the mare population. The mare population is in this defined as all fillies born in the year 2006, in total over 3000 horses. Included in the inbreeding calculation are all known generations (so not just the first five generations). The kinship percentage is influenced by the level in which the lineage matches or deviates from the population. As a stallion is used more the relationship percentage will increase. The kinship percentage is one of the characteristics that is part of the selection of young stallions with as the goal to limit the increase in inbreeding. For the first time a correction has been made for missing pedigree information in the calculations of the relationship percentage in this publication. As a result the relationship percentage for stallions with a "short dam line" has been adjusted upward.

Stallion information online

On the KFPS website (www.fps-studbook.com) a free digital version of the Stallion Information has been included in the member section. Here you will find even more detailed information about the stallions. Moreover, you may make stallion selections by indicating selection criteria. In the digital version of the Stallion Information are also included the stallions that have not yet participated in the testing on offspring.

Feitse 293

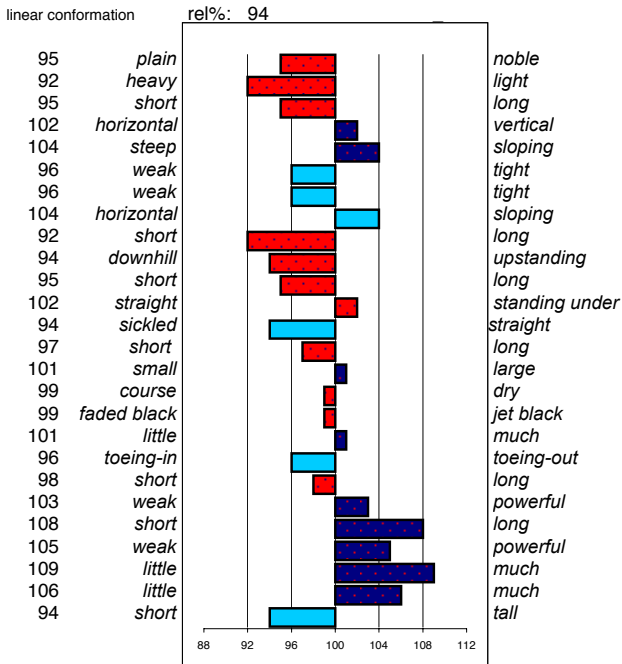
stb198302931 ster: 286 marks allowed: 10,1%
 geb.: 28-5-1983 44,8% not allowed: 2,6%
 s.: Jochem m.v. m.m.v
 m.: Lysebet Bjinse Noldus



major breakdown traits	type	frame	f & l	walk	trot	total			
	103	104	104	102	103	103			
ABFP	rel%	walk	trot	canter	riding	driving	showdr.	efford	total
	88	98	101	100	100	101	102	103	100

Gerlof 294

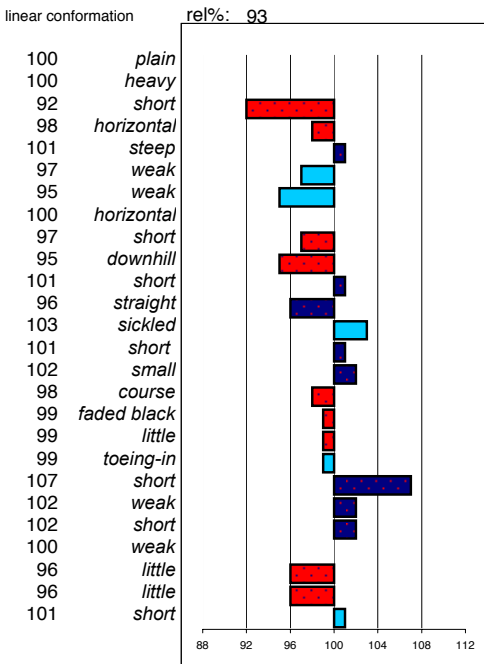
stb198402941 ster: 98 marks allowed: 5,4%
 geb.: 10-4-1984 38,0% not allowed: 0,3%
 s.: Hearke m.v. m.m.v
 m.: Hendrina Ulrig Ritske



major breakdown traits	type	frame	f & l	walk	trot	total			
	98	97	101	101	104	101			
ABFP	rel%	walk	trot	canter	riding	driving	showdr.	efford	total
	76	97	104	101	102	101	103	100	101

Ids 300

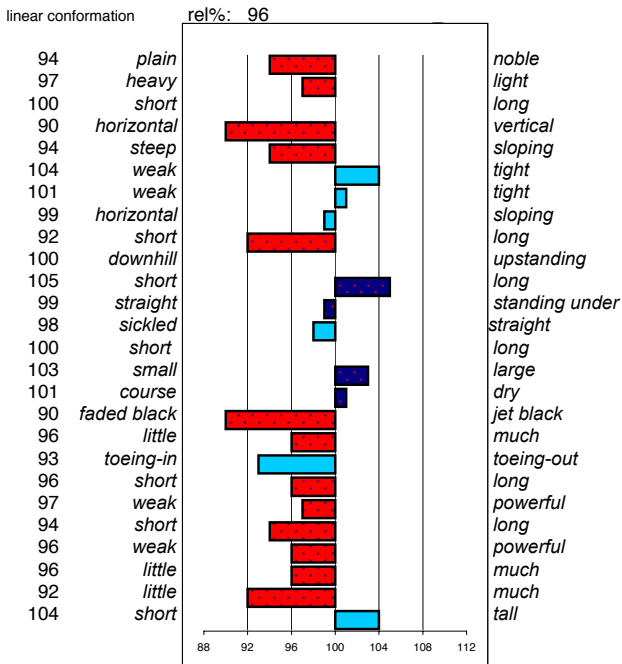
stb198503001 ster: 58 marks allowed: 7,1%
 geb.: 26-4-1985 30,7% not allowed: 0,3%
 s.: Hearke m.v. m.m.v
 m.: Uberta Fokke Oene



major breakdown traits	type	frame	f & l	walk	trot	total			
	100	99	101	101	98	100			
ABFP	rel%	walk	trot	canter	riding	driving	showdr.	efford	total
	55	105	104	100	103	104	103	104	103

Jillis 301

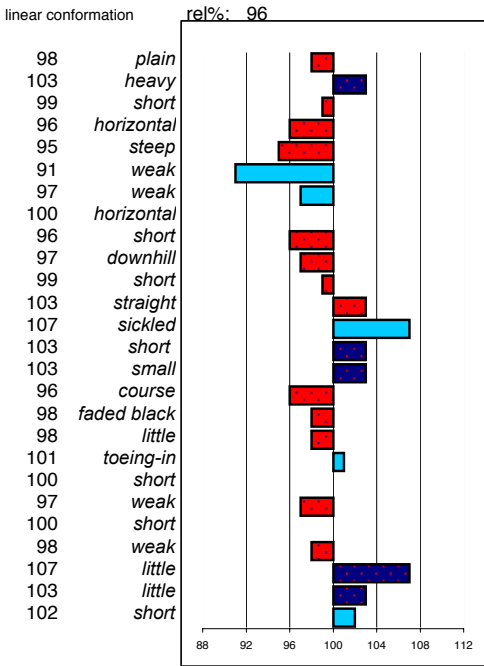
stb198503011 ster: 84 marks allowed: 3,4%
 geb.: 19-3-1985 25,2% not allowed: 0,9%
 s.: Jochem m.v. m.m.v
 m.: Geesje Freark Jetse



major breakdown traits	type	frame	f & l	walk	trot	total			
	92	96	99	98	97	96			
ABFP	rel%	walk	trot	canter	riding	driving	showdr.	efford	total
	85	96	97	98	98	97	100	102	98

Jakob 302

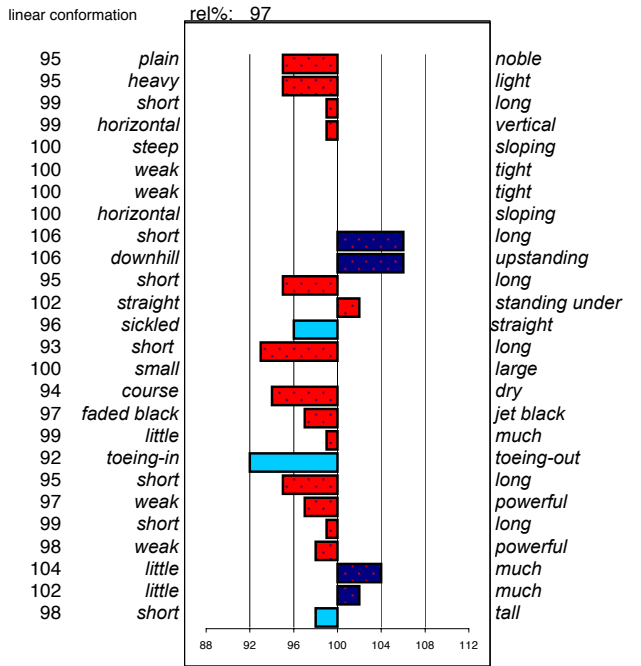
stb198503021 ster: 100 marks allowed: 3,5%
 geb.: 22-4-1985 29,2% not allowed: 0,9%
 s.: Naen m.v. m.m.v
 m.: Tunke Mark Gerke



major breakdown traits	type	frame	f & l	walk	trot	total			
	97	95	95	98	98	97			
ABFP	rel%	walk	trot	canter	riding	driving	showdr.	efford	total
	85	103	106	106	108	106	105	103	105

Jurjen 303

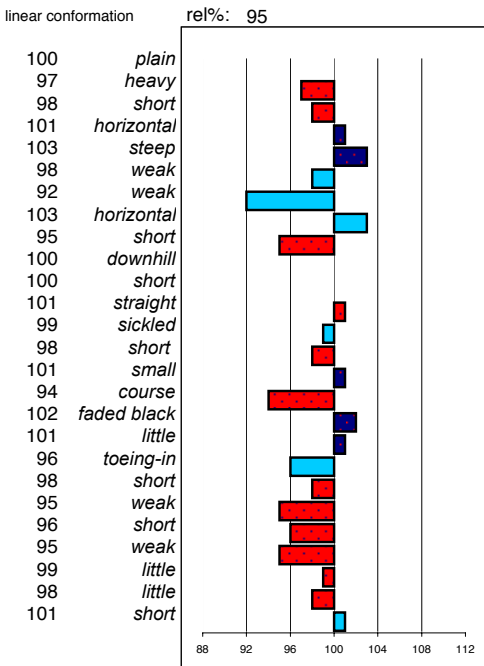
stb198503031 ster: 163 marks allowed: 0,8%
 geb.: 25-5-1985 32,3% not allowed: 0,2%
 s.: Teake m.v. m.m.v
 m.: Tiny Wessel Ewold



major breakdown traits	type	frame	f & l	walk	trot	total			
	97	98	97	97	99	98			
ABFP	rel%	walk	trot	canter	riding	driving	showdr.	efford	total
	86	100	99	98	99	98	97	100	99

Lute 304

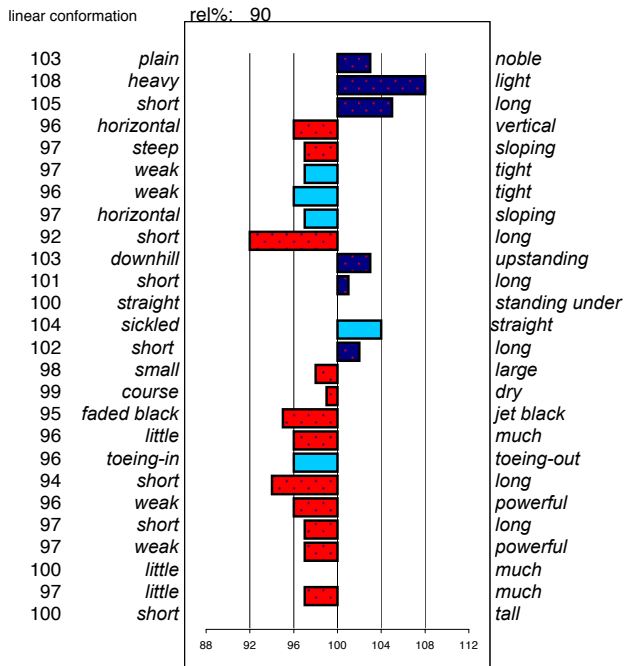
stb198603041 ster: 61 marks allowed: 2,3%
 geb.: 4-5-1986 21,6% not allowed: 0,1%
 s.: Djurre m.v. m.m.v
 m.: Ankje Hearke Hotse



major breakdown traits	type	frame	f & l	walk	trot	total			
	98	97	96	97	96	97			
ABFP	rel%	walk	trot	canter	riding	driving	showdr.	efford	total
	78	99	98	98	98	100	98	96	98

Ludse 305

stb198603051 ster: 31 marks allowed: 11,7%
 geb.: 8-4-1986 30,1% not allowed: 2,0%
 s.: Naen m.v. m.m.v
 m.: Anke S. Jochem Ritske

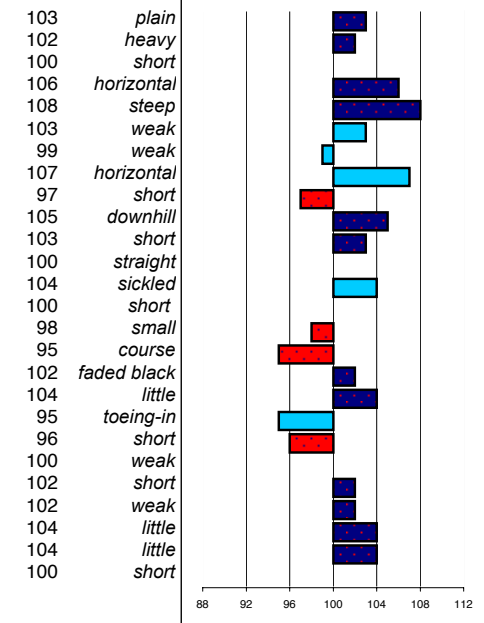


major breakdown traits	type	frame	f & l	walk	trot	total			
	96	97	98	96	98	97			
ABFP	rel%	walk	trot	canter	riding	driving	showdr.	efford	total
	47	97	97	99	98	96	96	98	97

Leffert 306

stb198603061 ster: 271 marks allowed: 0,8%
 geb.: 27-4-1986 42,1% not allowed: 0,4%
 s.: Tamme m.v. m.m.v
 m.: Bontsje Oepke Ritske

linear conformation rel%: 98

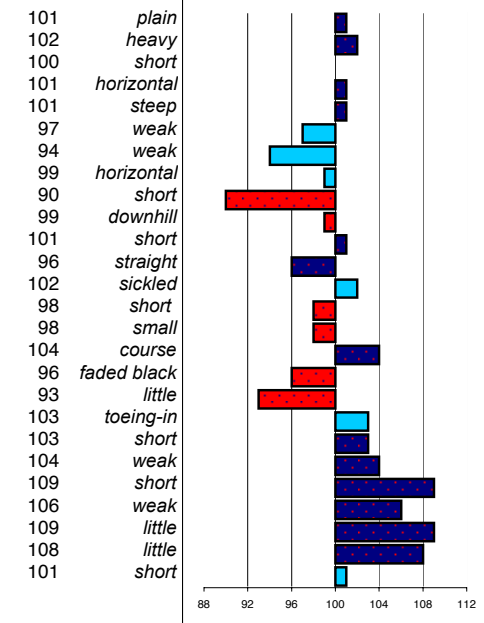


major breakdown traits	frame	f & l	walk	trot	total
type	106	99	101	103	103
ABFP					
rel%	96	99	101	101	99
walk	100				
trot				103	
canter					
riding					
driving					
showdr.					
efford					

Nykle 309

stb198703091 ster: 100 marks allowed: 8,1%
 geb.: 25-4-1987 50,5% not allowed: 3,5%
 s.: Djurre m.v. m.m.v
 m.: Eefke Naen Wessel

linear conformation rel%: 94

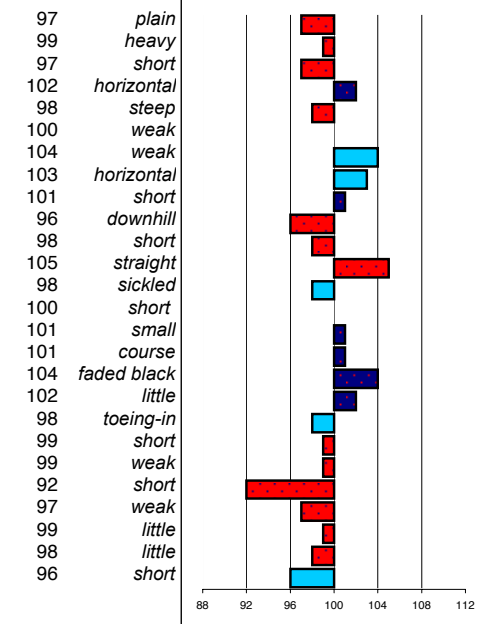


major breakdown traits	frame	f & l	walk	trot	total
type	100	102	105	105	103
ABFP					
rel%	76	100	104	104	104
walk	100				
trot				105	
canter					
riding					
driving					
showdr.					
efford					

Melle 311

stb198703111 ster: 62 marks allowed: 0,7%
 geb.: 25-4-1987 27,2% not allowed: 0,4%
 s.: Frans m.v. m.m.v
 m.: Woltje Ygram Hotse

linear conformation rel%: 94

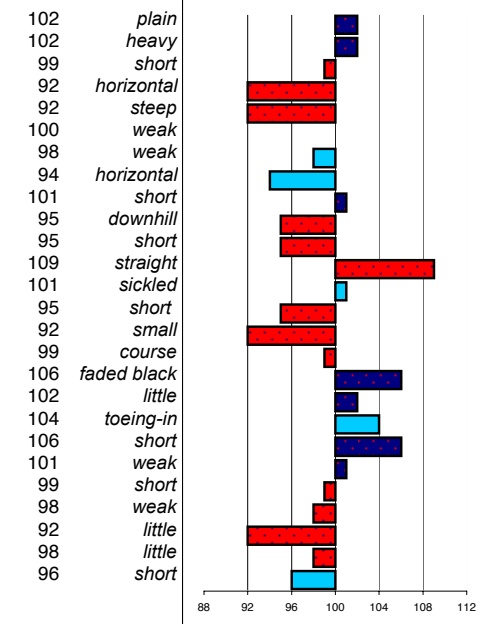


major breakdown traits	frame	f & l	walk	trot	total
type	99	100	99	96	98
ABFP					
rel%	64	100	99	101	101
walk	104				
trot				96	
canter					
riding					
driving					
showdr.					
efford					

Piter 312

stb198803121 ster: 71 marks allowed: 5,9%
 geb.: 15-5-1988 28,2% not allowed: 1,2%
 s.: Ygram m.v. m.m.v
 m.: Redia Tsjalling Bouke

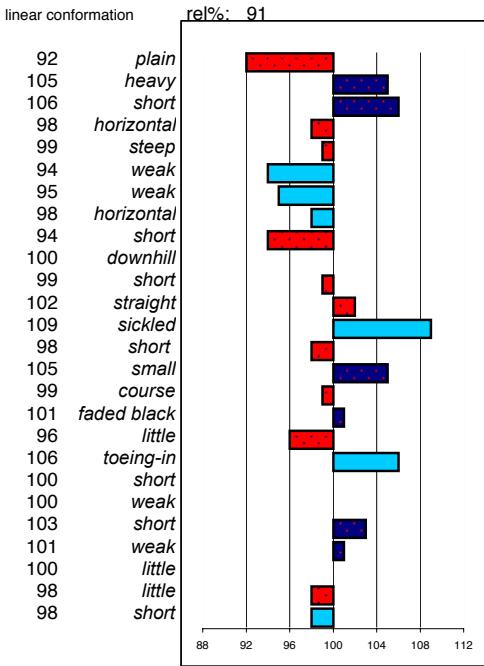
linear conformation rel%: 95



major breakdown traits	frame	f & l	walk	trot	total
type	97	97	102	97	98
ABFP					
rel%	78	100	101	101	103
walk	108				
trot				97	
canter					
riding					
driving					
showdr.					
efford					

Ouke 313

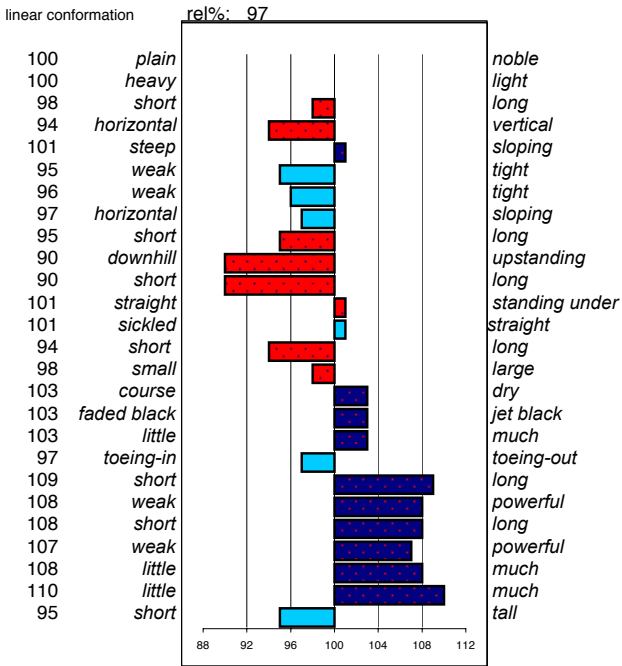
stb198803131 ster: 32 marks allowed: 6,8%
 geb.: 7-5-1988 24,4% not allowed: 1,0%
 s.: Hearke m.v. m.m.v
 m.: Erna Romke Nammele



major breakdown traits	type	frame	f & l	walk	trot	total			
	94	95	98	100	101	98			
ABFP	rel%	walk	trot	canter	riding	driving	showdr.	efford	total
	60	99	101	103	102	101	102	101	101

Olof 315

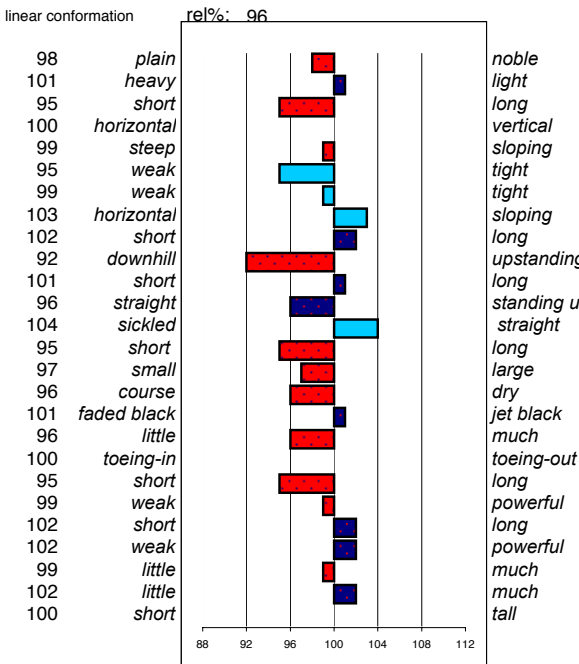
stb198803151 ster: 160 marks allowed: 2,0%
 geb.: 3-6-1988 37,3% not allowed: 0,4%
 s.: Reitse m.v. m.m.v
 m.: Wieneke Lammert Ysbrand



major breakdown traits	type	frame	f & l	walk	trot	total			
	99	97	104	107	105	103			
ABFP	rel%	walk	trot	canter	riding	driving	showdr.	efford	total
	88	107	101	102	102	102	102	103	103

Sjaard 320


stb198900821 ster: 86 marks allowed: 11,5%
 geb.: 8-3-1989 26,3% not allowed: 1,4%
 s.: Djurre m.v. m.m.v
 m.: Fokeltsje Reitse Ritske



major breakdown traits	type	frame	f & l	walk	trot	total			
	98	99	99	97	101	99			
ABFP	rel%	walk	trot	canter	riding	driving	showdr.	efford	total
	70	100	104	103	104	105	103	103	103

Rypke 321

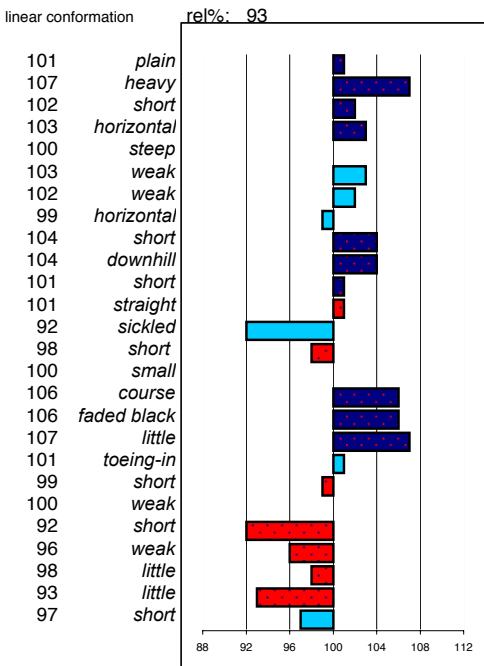
stb198904261 ster: 101 marks allowed: 3,6%
 geb.: 1-4-1989 28,6% not allowed: 0,5%
 s.: Feitse m.v. m.m.v
 m.: Elsbet ut d Wessel Tsjalling



major breakdown traits	type	frame	f & l	walk	trot	total			
	97	100	98	99	100	99			
ABFP	rel%	walk	trot	canter	riding	driving	showdr.	efford	total
	84	98	102	100	101	99	97	100	100

Ritse 322


stb198909021 ster: 39 marks allowed: 1,8%
 geb.: 24-5-1989 20,9% not allowed: 3,1%
 s.: Oege m.v. m.m.v
 m.: Katterine Hotse Ulrig



major breakdown traits	type	frame	f & l	walk	trot	total			
	104	102	102	101	98	101			
ABFP	rel%	walk	trot	canter	riding	driving	showdr.	efford	total
	49	99	95	97	98	97	98	100	98

Remmelt 323

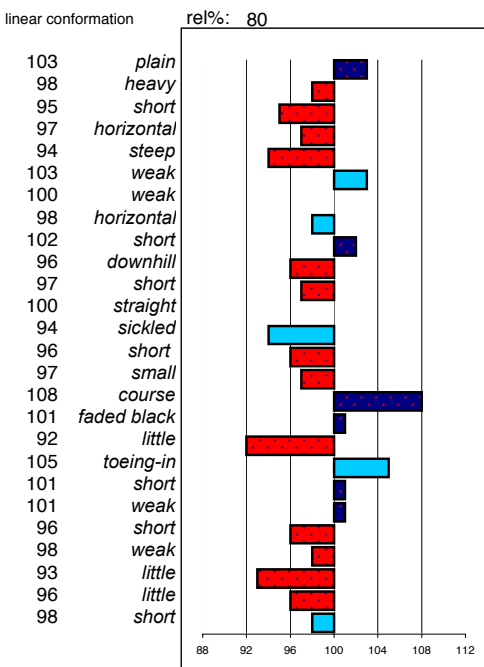
stb198906481 ster: 78 marks allowed: 11,9%
 geb.: 13-6-1989 25,2% not allowed: 3,3%
 s.: Oege m.v. m.m.v
 m.: Elvira Hearke Ritske



major breakdown traits	type	frame	f & l	walk	trot	total			
	99	98	102	98	99	99			
ABFP	rel%	walk	trot	canter	riding	driving	showdr.	efford	total
	81	99	104	101	102	102	100	103	102

Lukas 324

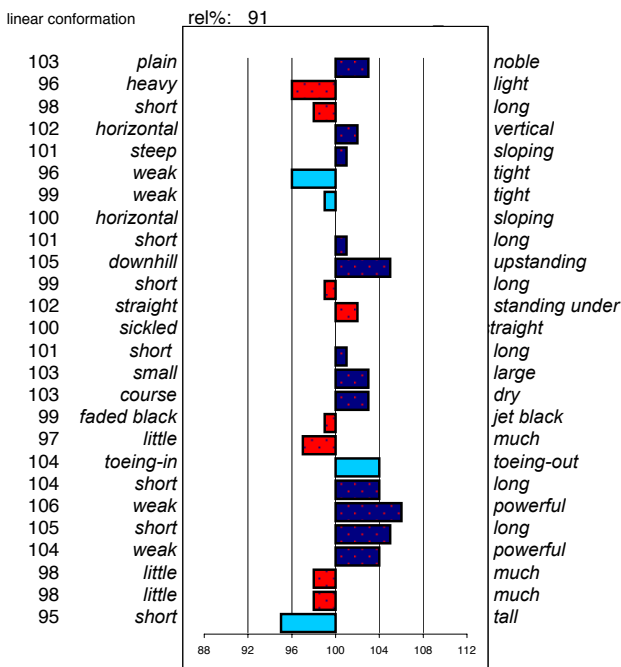
stb198603241 ster: 25 marks allowed: 0,4%
 geb.: 01-05-86 47,2% not allowed: 1,3%
 s.: Sander m.v. m.m.v
 m.: Aaf Keimpe Wessel



major breakdown traits	type	frame	f & l	walk	trot	total			
	99	99	104	103	99	101			
ABFP	rel%	walk	trot	canter	riding	driving	showdr.	efford	total
	12	100	98	100	100	98	98	98	99

Sierk 326

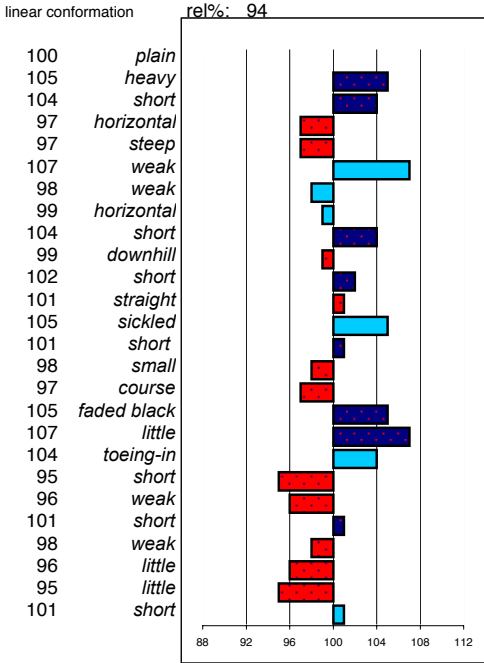
stb198904861 ster: 53 marks allowed: 0,8%
 geb.: 2-5-1989 37,3% not allowed: 0,5%
 s.: Ygram m.v. m.m.v
 m.: Berbertsje Tsjalling Wessel



major breakdown traits	type	frame	f & l	walk	trot	total			
	102	100	104	105	103	103			
ABFP	rel%	walk	trot	canter	riding	driving	showdr.	efford	total
	70	105	100	101	101	102	99	100	101

Thomas 327

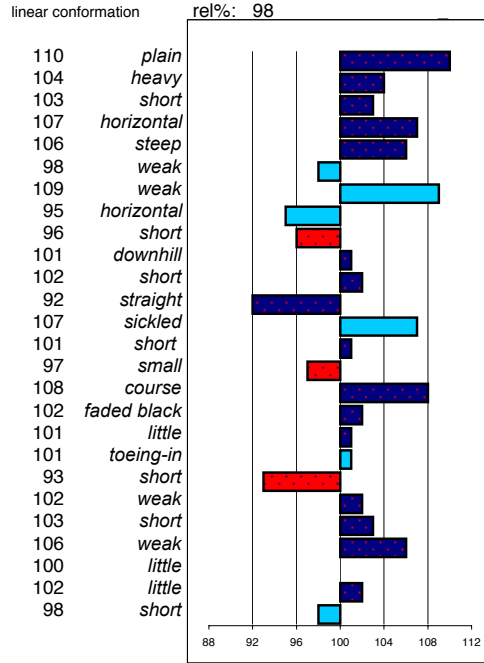
stb199003981 ster: 51 marks allowed: 3,0%
 geb.: 5-3-1990 25,2% not allowed: 1,7%
 s.: Ygram m.v. m.m.v
 m.: Hetske Oege Ulrig



major breakdown traits	type	frame	f & l	walk	trot	total			
	101	101	99	96	98	99			
ABFP	rel%	walk	trot	canter	riding	driving	showdr.	efford	total
	70	97	97	100	97	98	100	99	98

Tsjerk 328

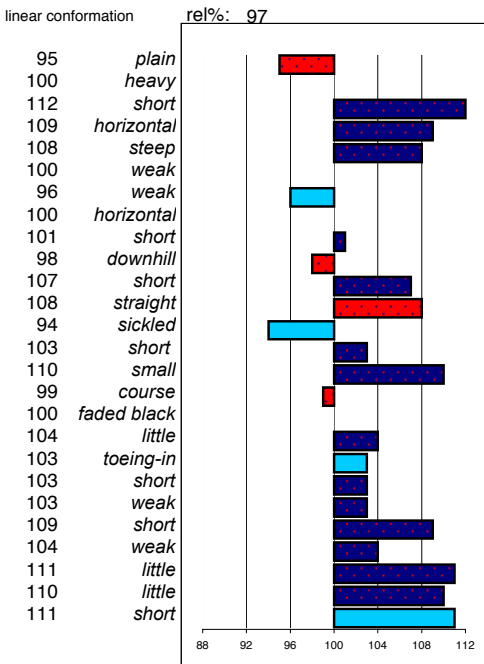
stb199008331 ster: 279 marks allowed: 3,8%
 geb.: 24-3-1990 51,5% not allowed: 0,4%
 s.: Feitse m.v. m.m.v
 m.: Wijkje Nanne Hylke



major breakdown traits	type	frame	f & l	walk	trot	total			
	109	107	107	99	105	105			
ABFP	rel%	walk	trot	canter	riding	driving	showdr.	efford	total
	86	95	100	100	99	101	105	101	100

Teunis 332

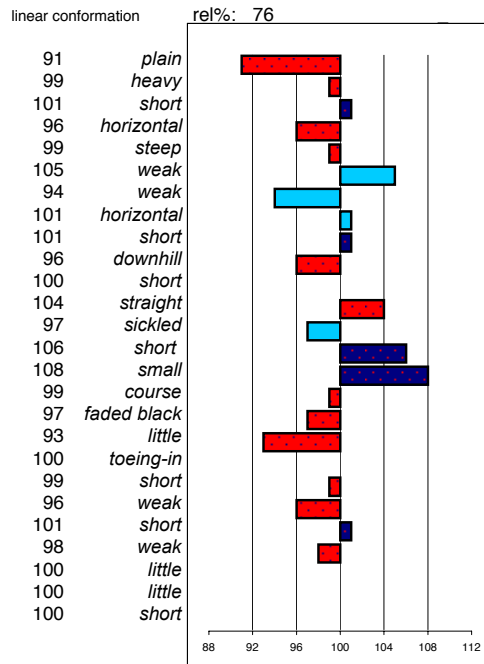
stb199002891 ster: 220 marks allowed: 4,0%
 geb.: 8-3-1990 40,1% not allowed: 1,4%
 s.: Gerlof m.v. m.m.v
 m.: Gertruda Lammert Tsjalling



major breakdown traits	type	frame	f & l	walk	trot	total			
	104	103	101	102	104	103			
ABFP	rel%	walk	trot	canter	riding	driving	showdr.	efford	total
	80	100	104	102	102	103	104	103	102

Warn 335

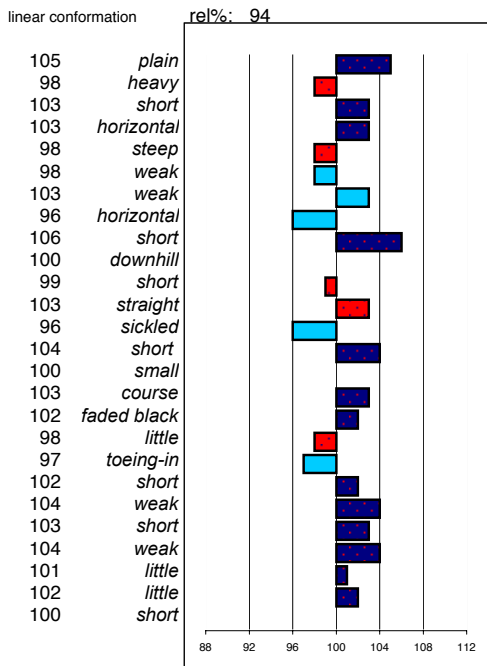
stb199118621 ster: 8 marks allowed: 9,8%
 geb.: 20-03-91 25,0% not allowed: 0,9%
 s.: Hearke m.v. m.m.v
 m.: Mefrou Wessel Lammert



major breakdown traits	type	frame	f & l	walk	trot	total			
	96	98	100	99	99	98			
ABFP	rel%	walk	trot	canter	riding	driving	showdr.	efford	total
	0	0	0	0	0	0	0	0	0

Ulike 338


stb199000721 ster: 77 marks allowed: 4,4%
 geb.: 24-3-1990 35,5% not allowed: 1,6%
 s.: Tjimma m.v. m.m.v
 m.: Fabiolaa Reitse Ygram



major breakdown traits	type	frame	f & l	walk	trot	total		
	101	100	102	103	103	102		
ABFP								
rel%	walk	trot	canter	riding	driving	showdr.	efford	total
	76	102	103	99	101	103	106	100

Anne 340

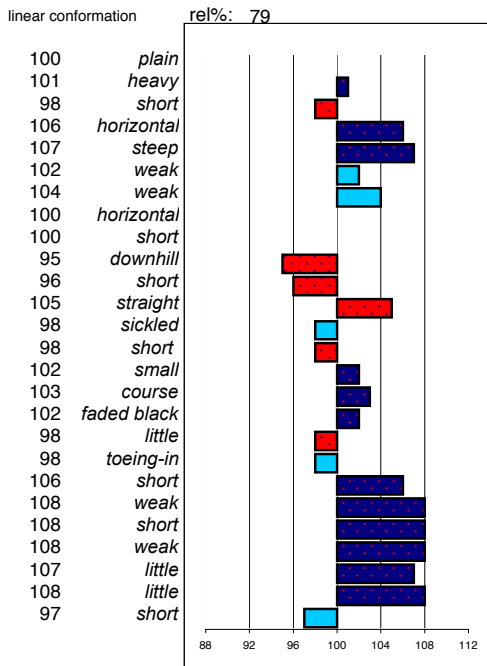
stb199200101 ster: 78 marks allowed: 1,1%
 geb.: 20-3-1992 31,6% not allowed: 0,4%
 s.: Reitse m.v. m.m.v
 m.: Fimke Jochem Fokke



major breakdown traits	type	frame	f & l	walk	trot	total		
	97	98	103	103	103	101		
ABFP								
rel%	walk	trot	canter	riding	driving	showdr.	efford	total
	70	105	98	98	99	100	99	100

Bonne 341

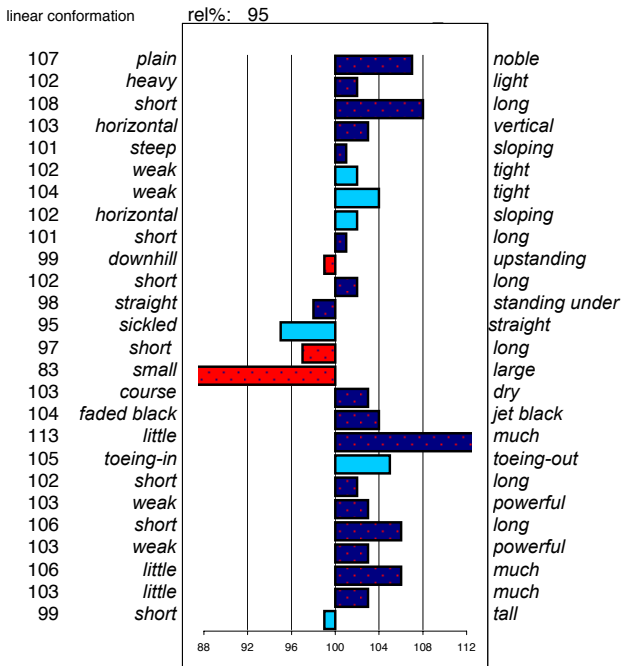
stb199204091 ster: 27 marks allowed: 0,0%
 geb.: 16-4-1992 60,0% not allowed: 0,0%
 s.: Gerlof m.v. m.m.v
 m.: Gertruda Lammert Tsjalling



major breakdown traits	type	frame	f & l	walk	trot	total		
	106	105	104	108	107	106		
ABFP								
rel%	walk	trot	canter	riding	driving	showdr.	efford	total
	44	102	103	103	103	102	104	102

Anton 343

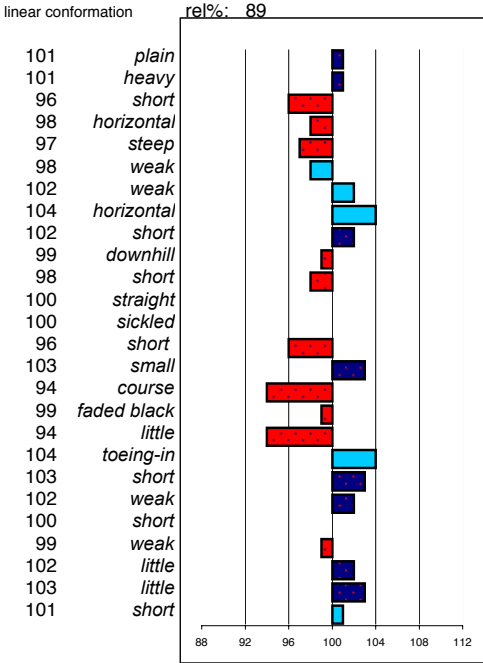
stb199217731 ster: 121 marks allowed: 1,5%
 geb.: 18-6-1992 47,6% not allowed: 0,1%
 s.: Oege m.v. m.m.v
 m.: Iduna Tjimma Ewoud



major breakdown traits	type	frame	f & l	walk	trot	total		
	109	106	106	104	104	106		
ABFP								
rel%	walk	trot	canter	riding	driving	showdr.	efford	total
	62	98	99	104	101	100	100	98

Abel 344

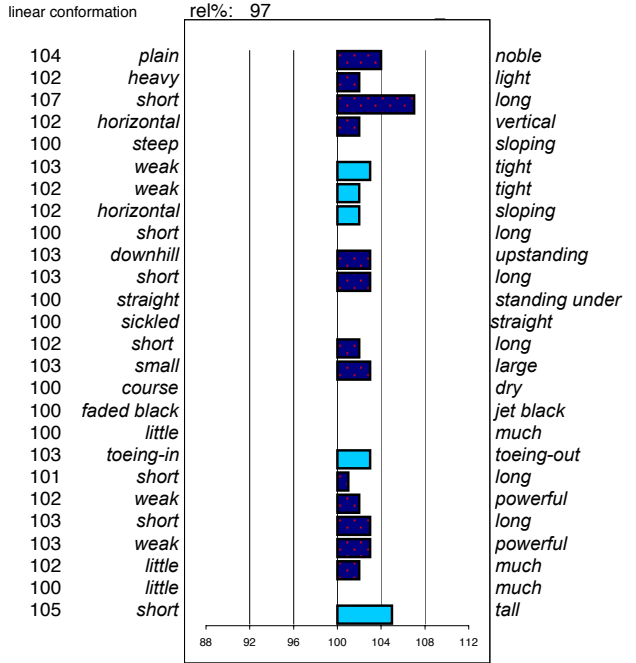
stb199208471 ster: 30 marks allowed: 0,7%
 geb.: 18-4-1992 28,0% not allowed: 0,7%
 s.: Reitse m.v. m.m.v
 m.: Lianne Wessel Cobus



major breakdown traits	type	frame	f & l	walk	trot	total			
	98	100	97	100	99	99			
ABFP									
rel%	walk	trot	canter	riding	driving	showdr.	efford	total	
	66	103	103	104	103	102	101	102	103

Brandus 345

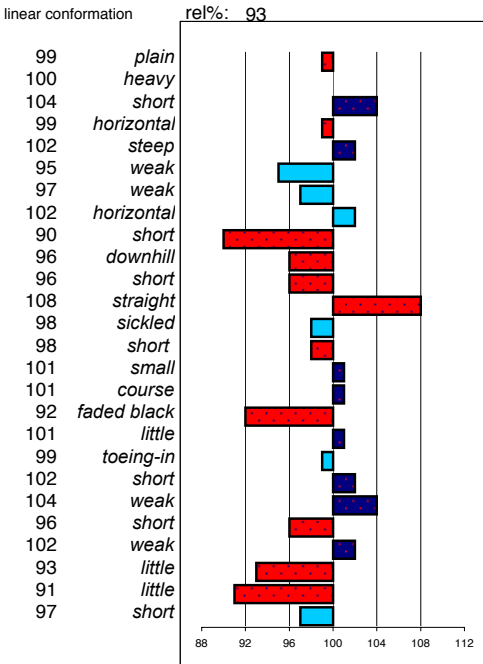
stb199209121 ster: 155 marks allowed: 6,1%
 geb.: 13-5-1995 39,3% not allowed: 1,0%
 s.: Reitse m.v. m.m.v
 m.: Hoogheid Oege Freark



major breakdown traits	type	frame	f & l	walk	trot	total			
	103	103	103	102	102	103			
ABFP									
rel%	walk	trot	canter	riding	driving	showdr.	efford	total	
	81	99	104	104	103	102	105	104	103

Abe 346

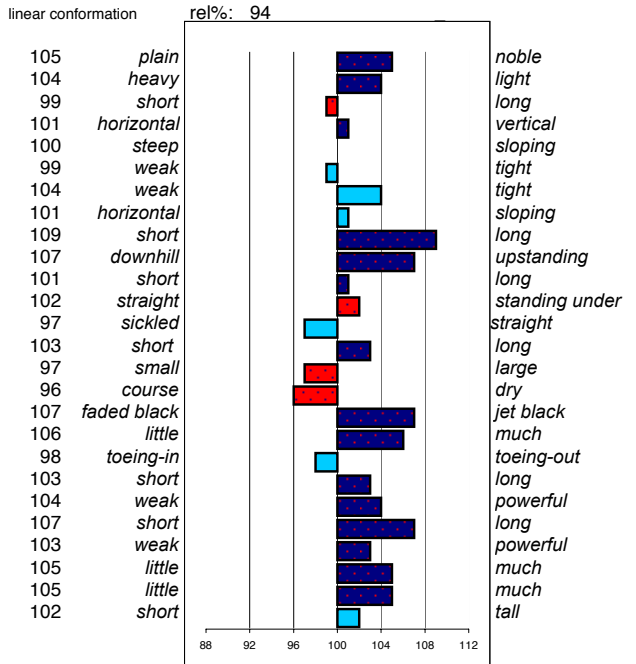
stb199206311 ster: 68 marks allowed: 5,1%
 geb.: 27-4-1992 35,1% not allowed: 1,5%
 s.: Jillis m.v. m.m.v
 m.: Wina-Vrouck Hearke Gabe



major breakdown traits	type	frame	f & l	walk	trot	total			
	99	98	101	103	101	101			
ABFP									
rel%	walk	trot	canter	riding	driving	showdr.	efford	total	
	81	99	98	99	100	99	100	100	99

Fabe 348

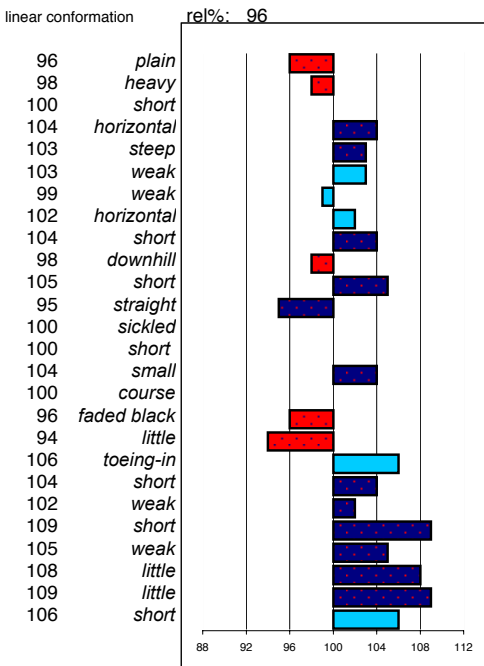
stb199311601 ster: 81 marks allowed: 1,1%
 geb.: 27-3-1993 47,1% not allowed: 0,6%
 s.: Melle m.v. m.m.v
 m.: Kee Romke Ulrig



major breakdown traits	type	frame	f & l	walk	trot	total			
	105	104	99	104	104	104			
ABFP									
rel%	walk	trot	canter	riding	driving	showdr.	efford	total	
	82	102	103	99	100	104	102	104	102

Fetse 349

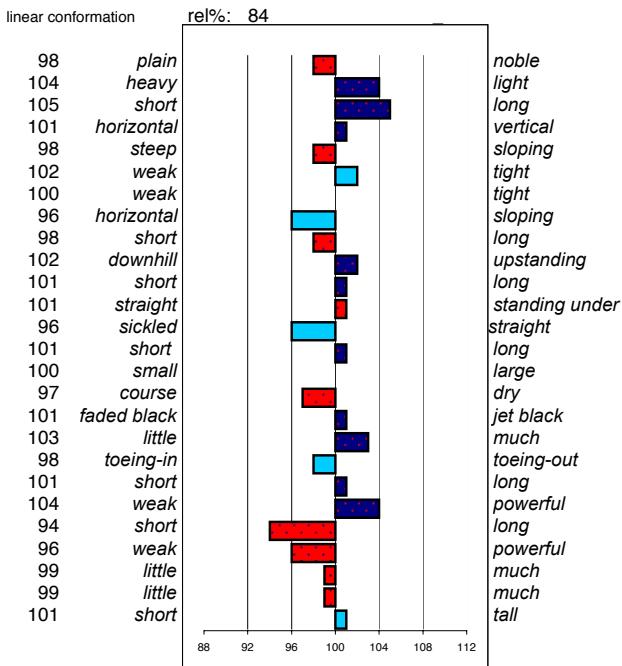
stb199303791 ster: 165 marks allowed: 2,1%
 geb.: 3-4-1993 47,3% not allowed: 0,2%
 s.: Feitse m.v. m.m.v
 m.: Ordina B. Djurre Reitse



major breakdown traits	frame	f & l	walk	trot	total				
type	100	104	102	104	102				
ABFP									
rel%	walk	trot	canter	riding	driving	showdr.	efford	total	
	86	102	104	99	100	103	104	101	102

Fède 350

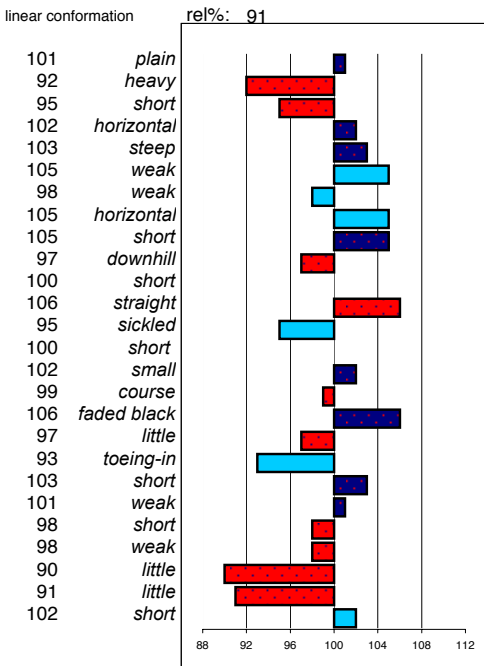
stb199301471 ster: 18 marks allowed: 1,0%
 geb.: 11-4-1993 24,7% not allowed: 0,0%
 s.: Jelmer m.v. m.m.v
 m.: Ursel Hearke Wessel



major breakdown traits	frame	f & l	walk	trot	total			
type	101	102	99	102	98			
ABFP								
rel%	walk	trot	canter	riding	driving	showdr.	efford	total
	74	96	96	96	97	96	100	97

Erik 351

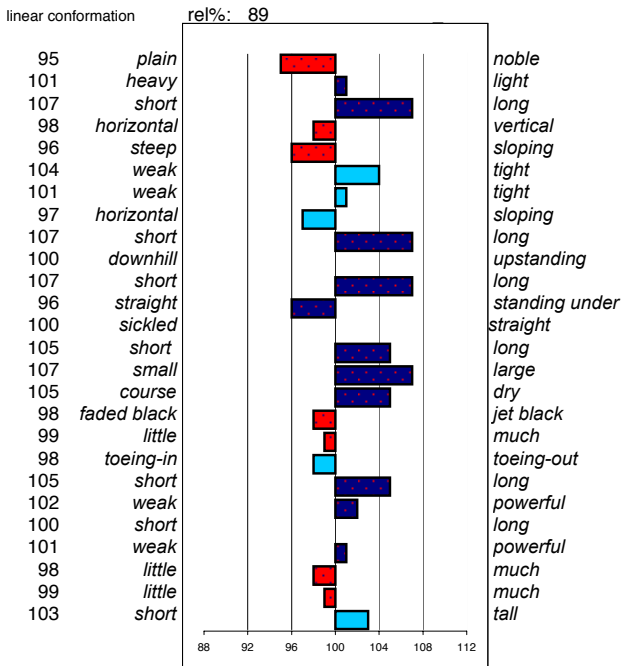
stb199320351 ster: 38 marks allowed: 7,9%
 geb.: 28-4-1993 25,3% not allowed: 0,2%
 s.: Jelmer m.v. m.m.v
 m.: Stina Frans Ygram



major breakdown traits	frame	f & l	walk	trot	total			
type	100	101	101	98	100			
ABFP								
rel%	walk	trot	canter	riding	driving	showdr.	efford	total
	79	101	98	101	100	97	101	100

Wander 352

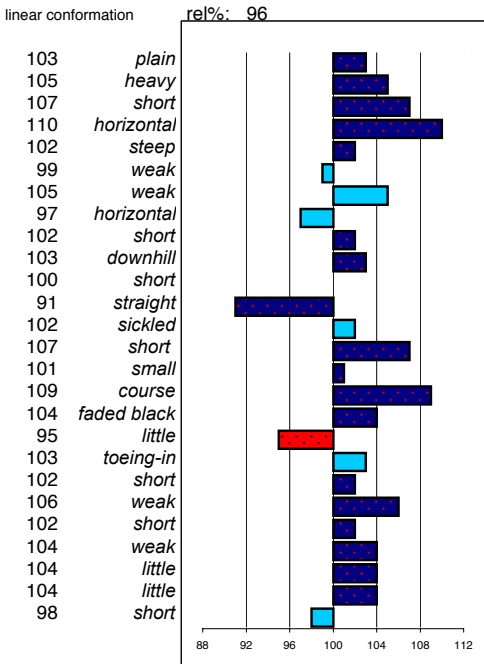
stb199111221 ster: 41 marks allowed: 6,0%
 geb.: 24-6-1991 38,3% not allowed: 0,0%
 s.: Barteld m.v. m.m.v
 m.: Nylke S. Djurre Mark



major breakdown traits	frame	f & l	walk	trot	total			
type	98	105	103	104	101			
ABFP								
rel%	walk	trot	canter	riding	driving	showdr.	efford	total
	52	102	102	103	102	103	100	103

Folkert 353

stb199302821 ster: 173 marks allowed: 5,1%
 geb.: 28-2-1993 49,9% not allowed: 2,5%
 s.: Feitse m.v. m.m.v
 m.: Leentsje J. Wessel Hearke

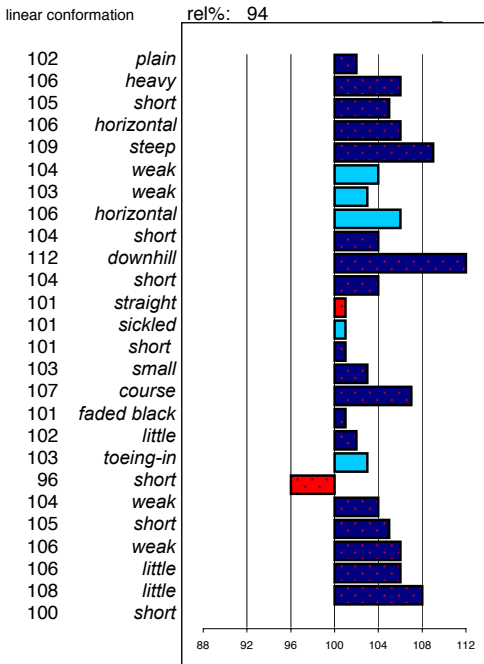


noble
 light
 long
 vertical
 sloping
 shoulder
 back
 loins
 croup shape
 croup length
 body
 long
 upstanding
 long
 standing under
 frontlegs
 hindlegs
 pasterns
 long
 large
 hooves
 dry
 bone quality
 color
 hair
 jet black
 much
 toeing-out
 long
 powerful
 walk length
 walk strength
 trot length
 trot strength
 balance
 much
 suppleness
 size
 tall

major breakdown traits	type	frame	f & l	walk	trot	total			
	105	106	109	104	103	105			
ABFP									
rel%	walk	trot	canter	riding	driving	showdr.	efford	total	
	85	104	108	100	104	106	111	107	105

Heinse 354

stb199401891 ster: 114 marks allowed: 0,6%
 geb.: 5-3-1994 52,3% not allowed: 0,0%
 s.: Leffert m.v. m.m.v
 m.: Ljutske Dimer Oege

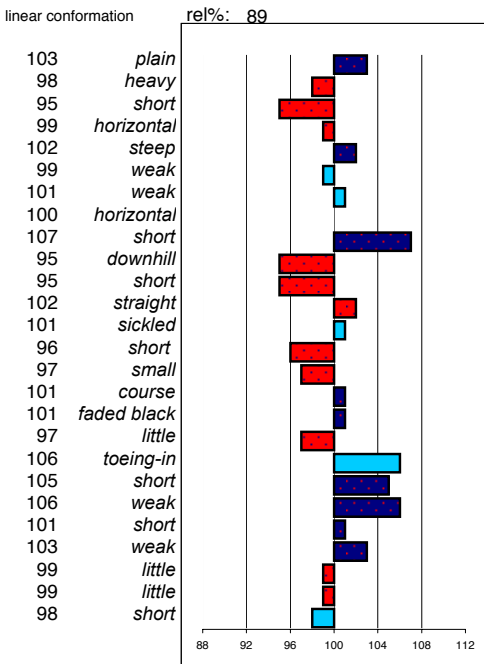


noble
 light
 long
 vertical
 sloping
 shoulder
 back
 loins
 croup shape
 croup length
 body
 long
 upstanding
 long
 standing under
 frontlegs
 hindlegs
 pasterns
 long
 large
 hooves
 dry
 bone quality
 color
 hair
 jet black
 much
 toeing-out
 long
 powerful
 walk length
 walk strength
 trot length
 trot strength
 balance
 much
 suppleness
 size
 tall

major breakdown traits	type	frame	f & l	walk	trot	total			
	107	109	107	102	106	106			
ABFP									
rel%	walk	trot	canter	riding	driving	showdr.	efford	total	
	81	97	103	103	102	101	103	105	102

Gradus 356

stb199420631 ster: 37 marks allowed: 3,5%
 geb.: 15-6-1994 38,1% not allowed: 0,7%
 s.: Reitse m.v. m.m.v
 m.: Gretha Oege Mark

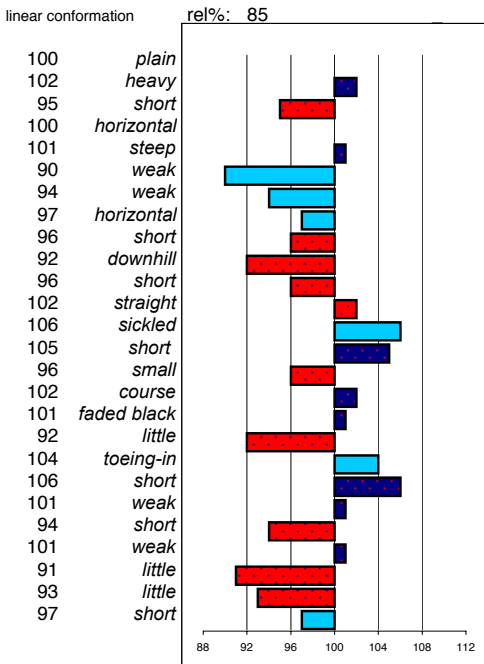


noble
 light
 long
 vertical
 sloping
 shoulder
 back
 loins
 croup shape
 croup length
 body
 long
 upstanding
 long
 standing under
 frontlegs
 hindlegs
 pasterns
 long
 large
 hooves
 dry
 bone quality
 color
 hair
 jet black
 much
 toeing-out
 long
 powerful
 walk length
 walk strength
 trot length
 trot strength
 balance
 much
 suppleness
 size
 tall

major breakdown traits	type	frame	f & l	walk	trot	total			
	103	102	99	105	102	103			
ABFP									
rel%	walk	trot	canter	riding	driving	showdr.	efford	total	
	80	108	101	99	100	102	100	103	102

Gerryt 360

stb199424481 ster: 19 marks allowed: 8,6%
 geb.: 2-6-1994 29,2% not allowed: 1,6%
 s.: Reitse m.v. m.m.v
 m.: Leidy Doeke Ritske

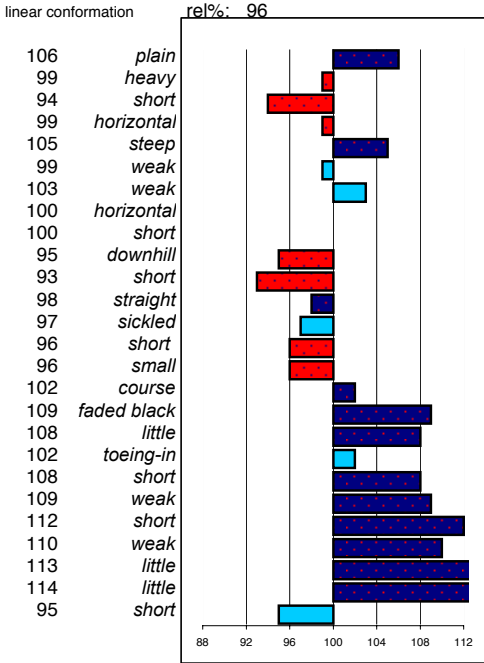


noble
 light
 long
 vertical
 sloping
 shoulder
 back
 loins
 croup shape
 croup length
 body
 long
 upstanding
 long
 standing under
 frontlegs
 hindlegs
 pasterns
 long
 large
 hooves
 dry
 bone quality
 color
 hair
 jet black
 much
 toeing-out
 long
 powerful
 walk length
 walk strength
 trot length
 trot strength
 balance
 much
 suppleness
 size
 tall

major breakdown traits	type	frame	f & l	walk	trot	total			
	96	96	97	102	99	98			
ABFP									
rel%	walk	trot	canter	riding	driving	showdr.	efford	total	
	77	104	98	104	102	100	98	103	102

Jasper 366

stb199520431 ster: 144 marks allowed: 2,7%
 geb.: 20-5-1995 53,1% not allowed: 0,3%
 s.: Olof m.v. m.m.v
 m.: Antje ut de Franke Tsjalling



noble
light
long
vertical
sloping
shoulder
back
tight
loins
croup shape
croup length
upstanding
long
standing under
straight
long
large
dry
jet black
much
toeing-out
powerful
long
powerful
much
much
tall

head
head-neck-conn.
neck length
neck position
shoulder
back
loins
croup shape
croup length
body
length forearm
frontlegs
hindlegs
pasterns
hooves
bone quality
color
hair
walk
walk length
walk strength
trot length
trot strength
balance
suppleness
size

major breakdown traits

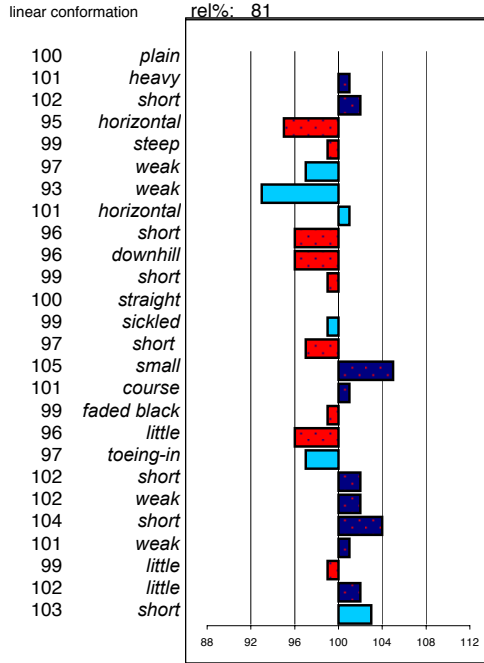
type	frame	f & l	walk	trot	total
105	103	105	110	108	107

ABFP

rel%	walk	trot	canter	riding	driving	showdr.	efford	total
83	106	108	107	109	109	108	109	108

Goffert 369

stb199413361 ster: 18 marks allowed: 0,4%
 geb.: 14-06-94 31,0% not allowed: 0,0%
 s.: Reitse m.v. m.m.v
 m.: Nynke J. Cobus Ritske



noble
light
long
vertical
sloping
tight
tight
sloping
long
upstanding
long
standing under
straight
long
large
dry
jet black
much
toeing-out
long
powerful
long
powerful
much
much
tall

major breakdown traits

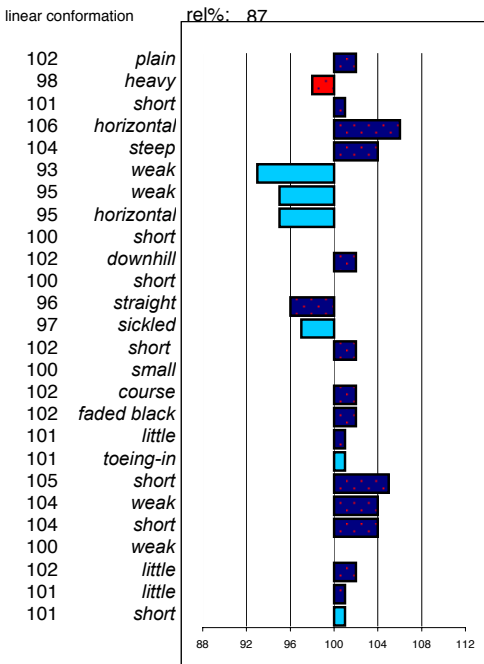
type	frame	f & l	walk	trot	total
96	98	100	101	101	99

ABFP

rel%	walk	trot	canter	riding	driving	showdr.	efford	total
74	105	103	103	102	102	99	101	103

Karel 370

stb199510851 ster: 27 marks allowed: 1,6%
 geb.: 26-2-95 35,5% not allowed: 2,5%
 s.: Nammen m.v. m.m.v
 m.: Fabiolaa Reitse Ygram



noble
light
long
vertical
sloping
shoulder
back
tight
loins
croup shape
croup length
upstanding
long
standing under
straight
long
large
dry
jet black
much
toeing-out
long
powerful
long
powerful
much
much
tall

head
head-neck-conn.
neck length
neck position
shoulder
back
loins
croup shape
croup length
body
length forearm
frontlegs
hindlegs
pasterns
hooves
bone quality
color
hair
walk
walk length
walk strength
trot length
trot strength
balance
suppleness
size

major breakdown traits

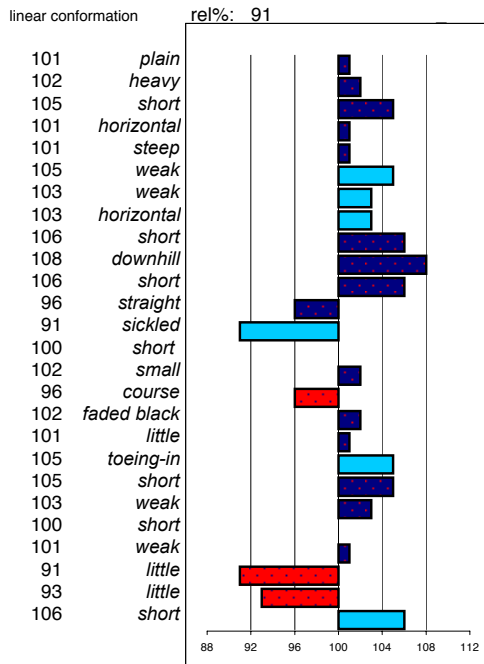
type	frame	f & l	walk	trot	total
104	103	103	104	99	103

ABFP

rel%	walk	trot	canter	riding	driving	showdr.	efford	total
76	103	106	101	103	105	109	105	104

Lolke 371

stb199516791 ster: 52 marks allowed: 0,7%
 geb.: 30-6-95 35,9% not allowed: 0,9%
 s.: Oege m.v. m.m.v
 m.: Zwaantje F Reitse Oepke



noble
light
long
vertical
sloping
tight
tight
sloping
long
upstanding
long
standing under
straight
long
large
dry
jet black
much
toeing-out
long
powerful
long
powerful
much
much
tall

major breakdown traits

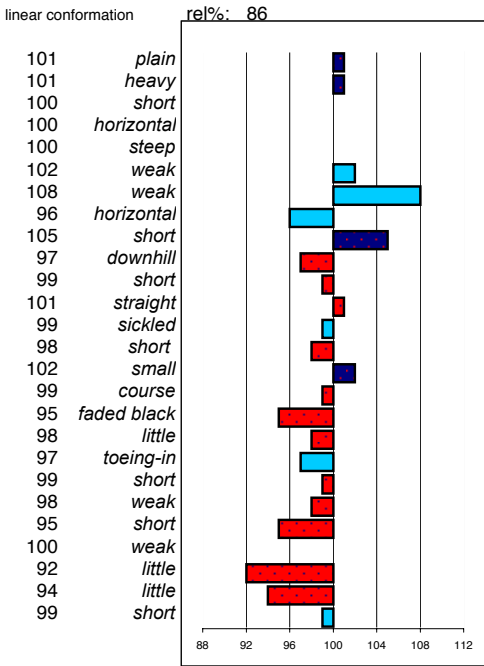
type	frame	f & l	walk	trot	total
103	105	100	103	100	102

ABFP

rel%	walk	trot	canter	riding	driving	showdr.	efford	total
76	101	97	99	98	100	101	100	99

Maiko 373

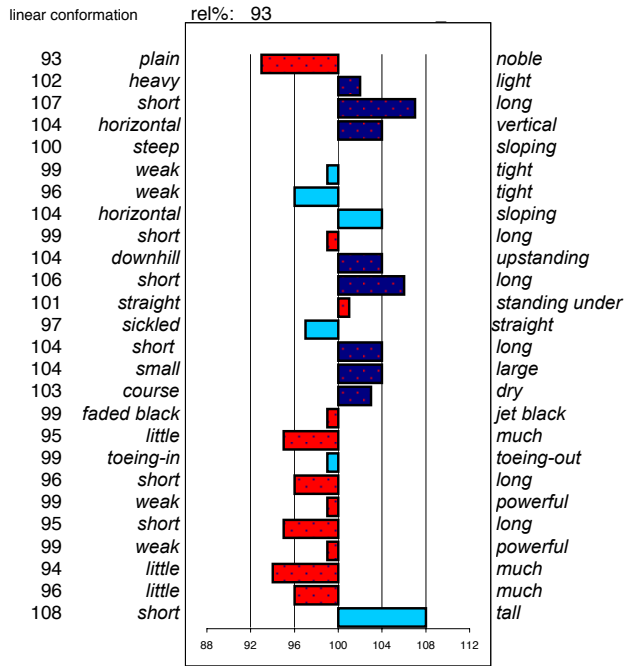
stb199605951 ster: 22 marks allowed: 6,1%
 geb.: 08-02-96 25,9% not allowed: 1,3%
 s.: Tsjerk m.v. m.m.v
 m.: Wylster Barteld Tamme



major breakdown traits	type	frame	f & l	walk	trot	total			
	99	102	100	98	100	100			
ABFP	rel%	walk	trot	canter	riding	driving	showdr.	efford	total
	77	99	101	107	107	104	101	105	103

Nanning 374

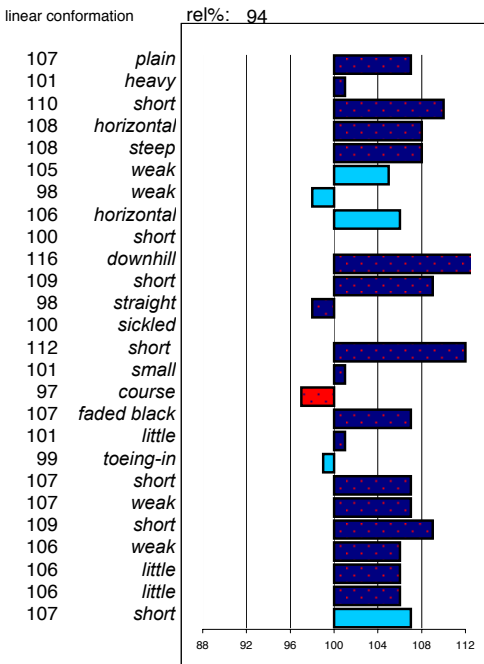
stb199617561 ster: 43 marks allowed: 0,9%
 geb.: 02-05-96 24,7% not allowed: 0,5%
 s.: Teunis m.v. m.m.v
 m.: Sierda Feitse Oege



major breakdown traits	type	frame	f & l	walk	trot	total			
	99	102	102	99	99	100			
ABFP	rel%	walk	trot	canter	riding	driving	showdr.	efford	total
	77	102	101	102	102	103	101	103	102

Onne 376

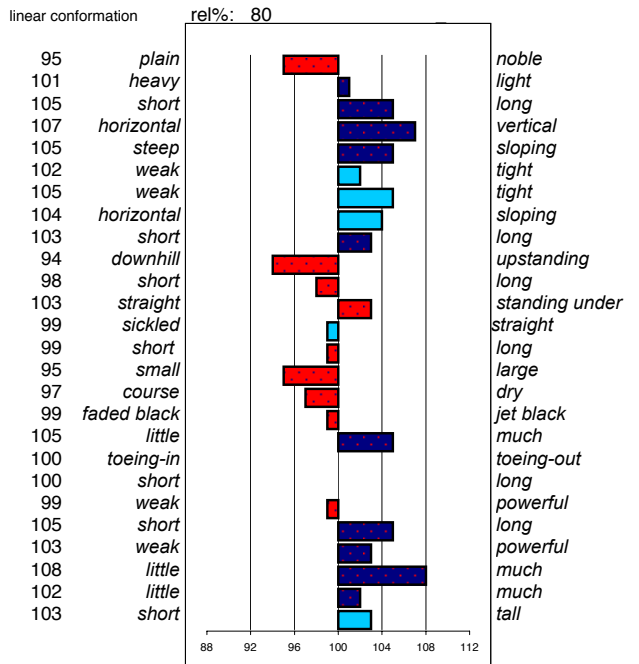
stb199619181 ster: 106 marks allowed: 0,4%
 geb.: 20-06-96 62,7% not allowed: 0,1%
 s.: Leffert m.v. m.m.v
 m.: Ytsje Hearke Wessel



major breakdown traits	type	frame	f & l	walk	trot	total			
	109	110	102	108	105	107			
ABFP	rel%	walk	trot	canter	riding	driving	showdr.	efford	total
	79	101	103	103	103	104	105	102	103

Monte 378

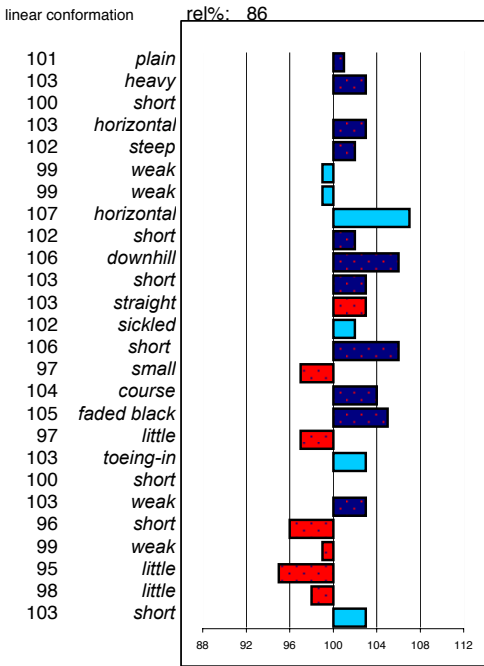
stb199623171 ster: 11 marks allowed: 11,3%
 geb.: 08-07-96 26,2% not allowed: 2,2%
 s.: Teunis m.v. m.m.v
 m.: Roos B. Hannes Mark



major breakdown traits	type	frame	f & l	walk	trot	total			
	100	101	96	97	100	99			
ABFP	rel%	walk	trot	canter	riding	driving	showdr.	efford	total
	76	102	99	103	103	102	101	103	102

Sibald 380

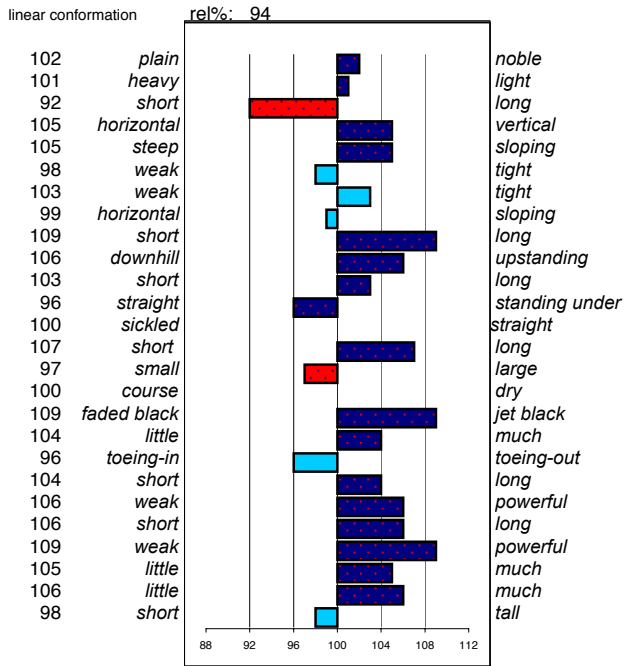
stb199709061 ster: 18 marks allowed: 0,2%
 geb.: 23-03-97 24,0% not allowed: 0,4%
 s.: Sierk m.v. m.m.v
 m.: Berlinda H. Leffert Oege



major breakdown traits	type	frame	f & l	walk	trot	total			
	101	99	102	101	98	100			
ABFP	rel%	walk	trot	canter	riding	driving	showdr.	efford	total
	78	103	101	100	99	101	103	101	101

Sape 381

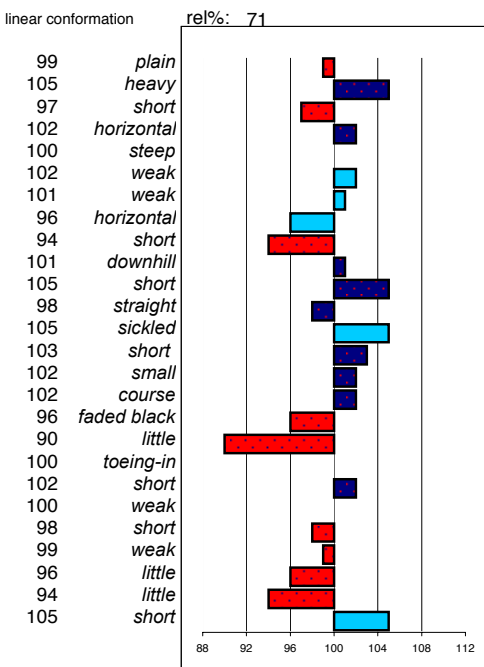
stb199732061 ster: 108 marks allowed: 1,6%
 geb.: 06-07-97 55,4% not allowed: 1,4%
 s.: Fabe m.v. m.m.v
 m.: Olcha Feitse Naen



major breakdown traits	type	frame	f & l	walk	trot	total			
	106	105	104	104	107	105			
ABFP	rel%	walk	trot	canter	riding	driving	showdr.	efford	total
	80	96	99	103	102	102	99	103	100

Ielke 382

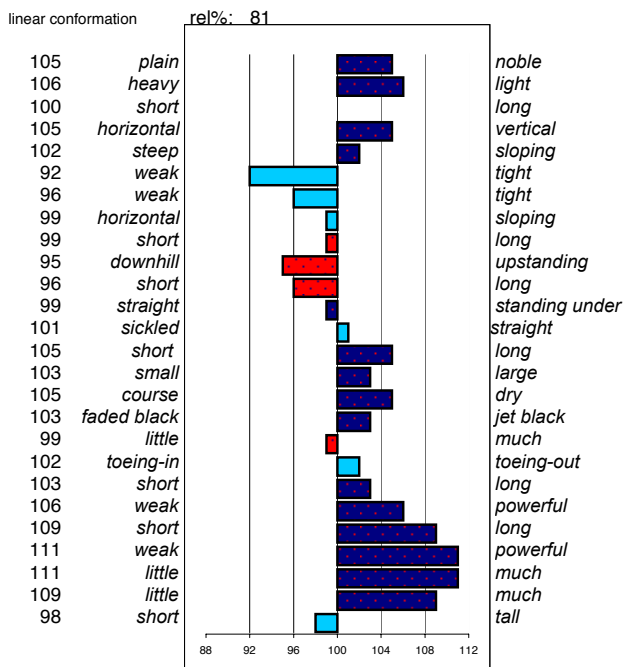
stb199405751 ster: 4 marks allowed: 1,8%
 geb.: 14-05-97 20,0% not allowed: 0,4%
 s.: Nykle m.v. m.m.v
 m.: Imkje Tsjalling Ewoud



major breakdown traits	type	frame	f & l	walk	trot	total			
	96	100	101	99	100	99			
ABFP	rel%	walk	trot	canter	riding	driving	showdr.	efford	total
	74	101	103	109	105	101	97	99	103

Oirik 383

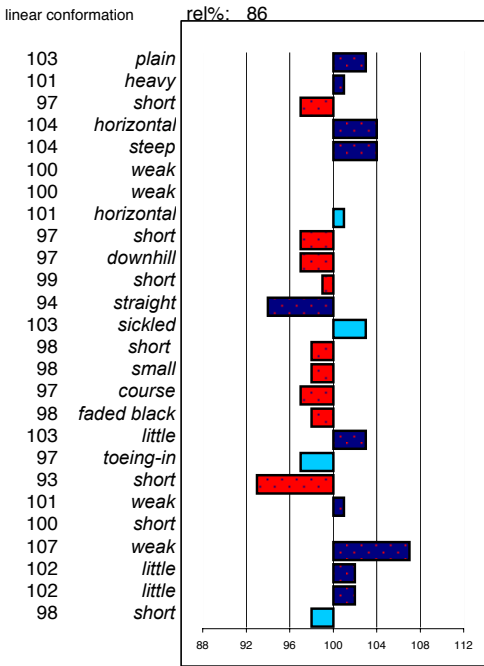
stb199615601 ster: 21 marks allowed: 4,8%
 geb.: 13-04-96 51,2% not allowed: 1,1%
 s.: Jakob m.v. m.m.v
 m.: Yfke S.J. Peke Oege



major breakdown traits	type	frame	f & l	walk	trot	total			
	105	102	107	106	110	106			
ABFP	rel%	walk	trot	canter	riding	driving	showdr.	efford	total
	76	98	109	108	107	104	104	102	105

Mintse 384

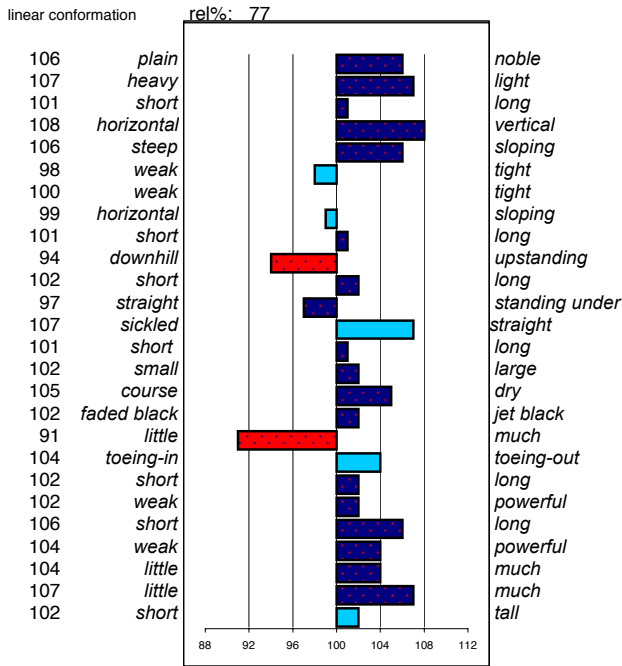
stb199633551 ster: 24 marks allowed: 5,0%
 geb.: 03-03-96 37,5% not allowed: 0,3%
 s.: Leffert m.v. m.m.v
 m.: Jieldou Lammert Freak



major breakdown traits	type	frame	f & l	walk	trot	total		
	105	103	101	99	105	103		
ABFP								
rel%	walk	trot	canter	riding	driving	showdr.	efford	total
	74	99	106	106	104	105	106	104

Teeuwis 389

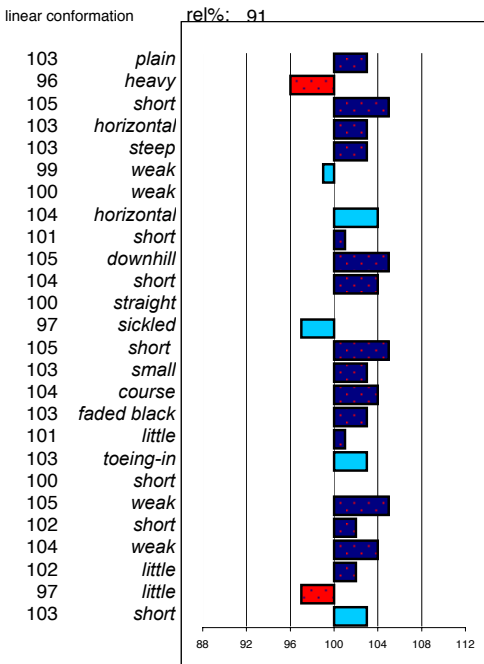
stb199804091 ster: 9 marks allowed: 0,7%
 geb.: 14-03-98 36,0% not allowed: 0,4%
 s.: Fetse m.v. m.m.v
 m.: Anke Reitse Doeke



major breakdown traits	type	frame	f & l	walk	trot	total		
	104	105	104	101	104	103		
ABFP								
rel%	walk	trot	canter	riding	driving	showdr.	efford	total
	76	102	104	105	105	108	105	105

Ulbert 390

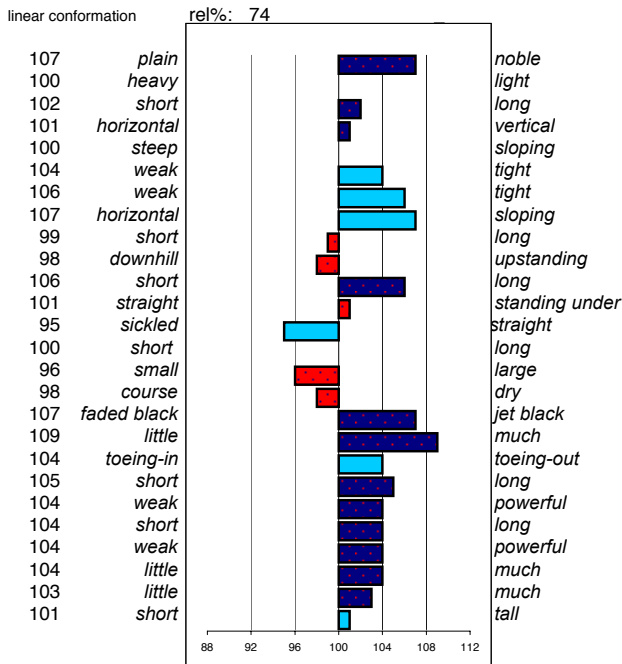
stb199809241 ster: 62 marks allowed: 1,2%
 geb.: 05-04-98 50,4% not allowed: 2,7%
 s.: Sierk m.v. m.m.v
 m.: Famke D. Leffert Lady Spray



major breakdown traits	type	frame	f & l	walk	trot	total		
	106	105	106	103	104	105		
ABFP								
rel%	walk	trot	canter	riding	driving	showdr.	efford	total
	77	100	101	103	102	103	104	102

Teade 392

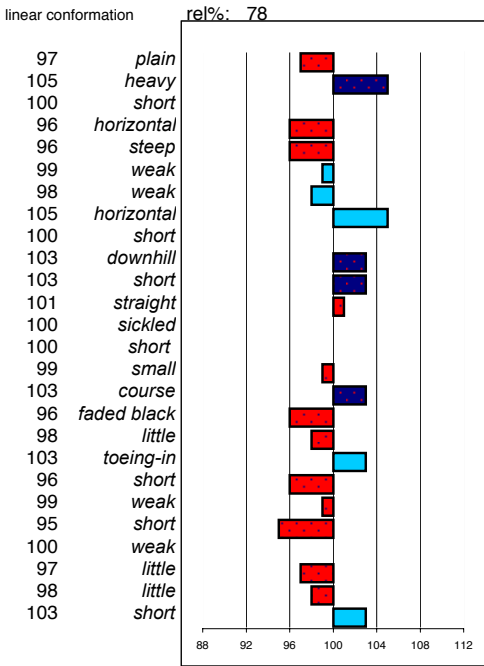
stb199818761 ster: 9 marks allowed: 3,4%
 geb.: 14-05-98 36,0% not allowed: 0,4%
 s.: Anton m.v. m.m.v
 m.: Irma Pike Ewoud



major breakdown traits	type	frame	f & l	walk	trot	total		
	109	105	102	104	104	105		
ABFP								
rel%	walk	trot	canter	riding	driving	showdr.	efford	total
	73	100	97	105	100	98	100	100

Tonis 393

stb199819241 ster: 18 marks allowed: 3,6%
 geb.: 29-04-98 40,0% not allowed: 0,0%
 s.: Tamme m.v. m.m.v
 m.: Sita Oege Riens



major breakdown traits

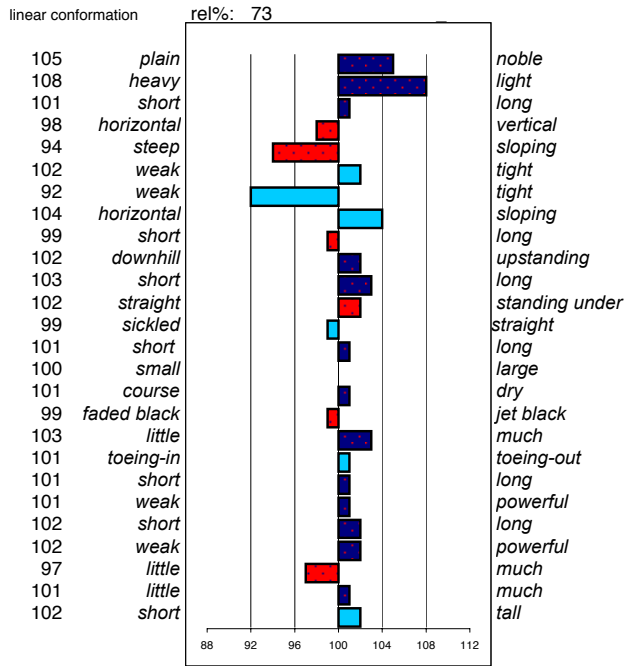
type	frame	f & l	walk	trot	total
99	99	102	99	99	99

ABFP

rel%	walk	trot	canter	riding	driving	showdr.	efford	total
75	100	99	104	101	100	102	100	101

Rik 396

stb199725421 ster: 4 marks allowed: 8,4%
 geb.: 16-05-97 19,0% not allowed: 1,0%
 s.: Oltman m.v. m.m.v
 m.: Edwarda Reitse Hindrik



major breakdown traits

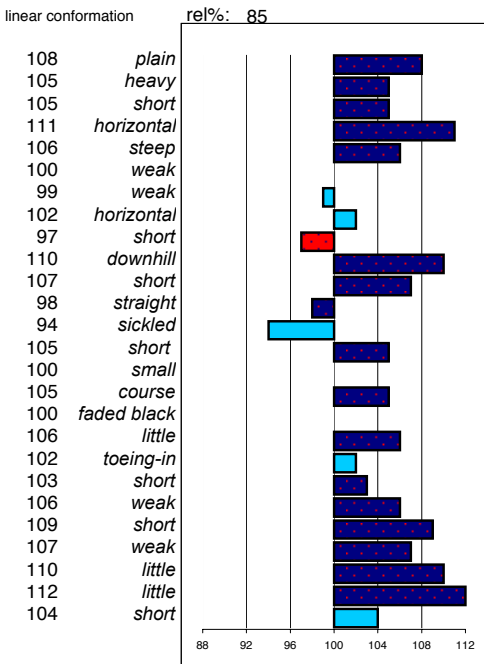
type	frame	f & l	walk	trot	total
101	100	101	100	101	101

ABFP

rel%	walk	trot	canter	riding	driving	showdr.	efford	total
75	101	100	102	102	103	102	108	102

Tsjalke 397

stb199821321 ster: 42 marks allowed: 1,8%
 geb.: 27-04-98 59,2% not allowed: 1,1%
 s.: Leffert m.v. m.m.v
 m.: Selma Doeke Tsjalling



major breakdown traits

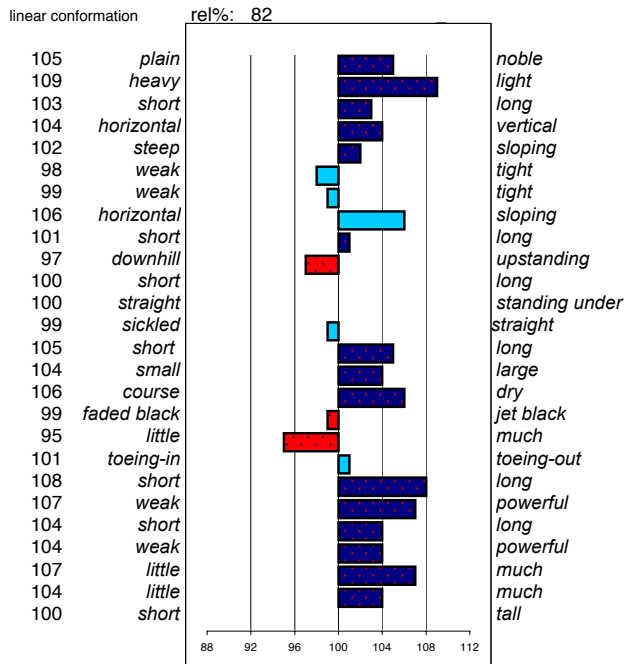
type	frame	f & l	walk	trot	total
110	108	107	105	108	108

ABFP

rel%	walk	trot	canter	riding	driving	showdr.	efford	total
74	101	102	102	100	104	108	103	103

Wobke 403

stb199901951 ster: 17 marks allowed: 3,7%
 geb.: 26-02-99 32,7% not allowed: 0,4%
 s.: Fetse m.v. m.m.v
 m.: siuwke Gaije Wessel



major breakdown traits

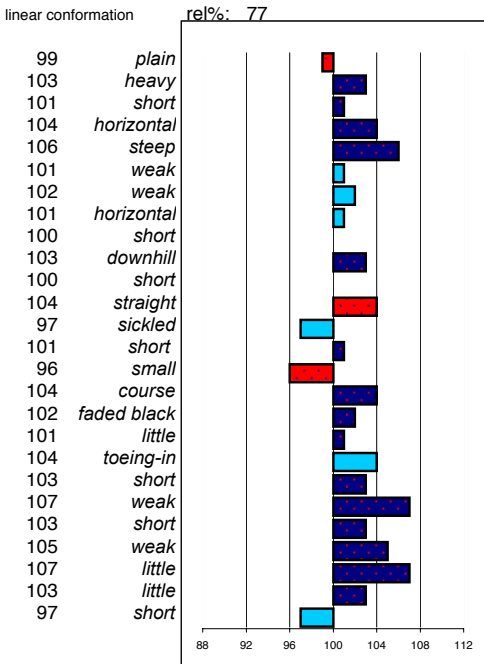
type	frame	f & l	walk	trot	total
104	102	105	108	104	105

ABFP

rel%	walk	trot	canter	riding	driving	showdr.	efford	total
76	105	105	107	107	105	105	104	106

Wikke 404

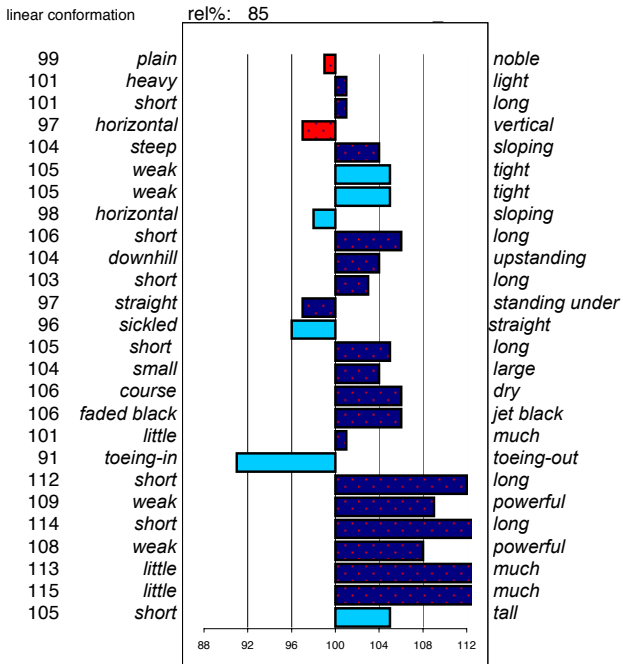
stb199903451 ster: 19 marks allowed: 1,7%
 geb.: 02-03-99 57,6% not allowed: 0,3%
 s.: Ritse 322 m.v. m.m.v
 m.: Anne richje T Gerlof Ritske



major breakdown traits	type	frame	f & l	walk	trot	total		
	104	106	106	106	105	105		
ABFP								
rel%	walk	trot	canter	riding	driving	showdr.	efford	total
	75	100	104	97	101	100	102	100

Beart 411

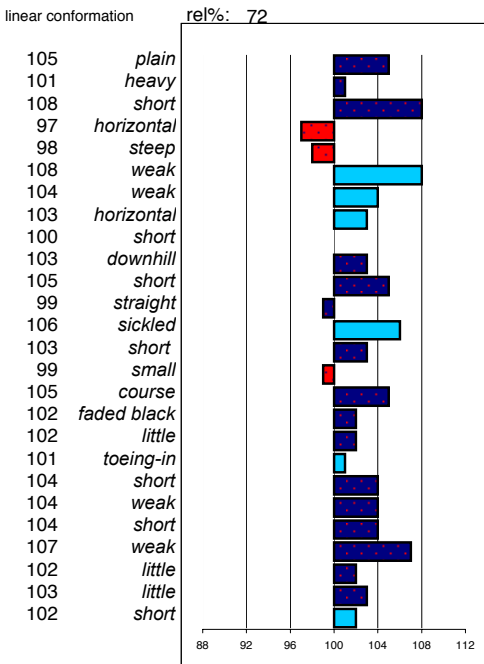
stb200008071 ster: 39 marks allowed: 1,4%
 geb.: 20-03-00 67,2% not allowed: 0,7%
 s.: Jasper 366 m.v. m.m.v
 m.: Setske F Feitse Dagho



major breakdown traits	type	frame	f & l	walk	trot	total		
	104	109	107	112	109	108		
ABFP								
rel%	walk	trot	canter	riding	driving	showdr.	efford	total
	75	109	109	110	108	108	102	109

Brend 413

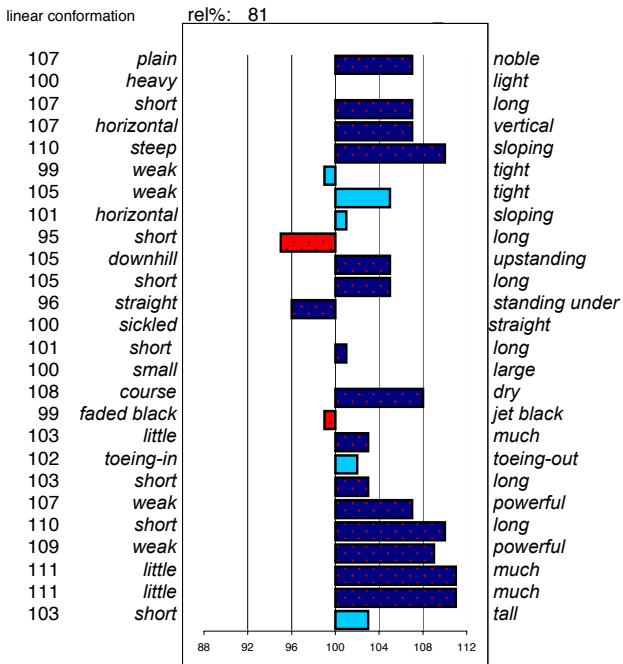
stb200020671 ster: 11 marks allowed: 2,3%
 geb.: 18-04-00 42,3% not allowed: 0,0%
 s.: Brandus 345 m.v. m.m.v
 m.: Meta S Doeke Tjimme



major breakdown traits	type	frame	f & l	walk	trot	total		
	102	105	103	103	103	103		
ABFP								
rel%	walk	trot	canter	riding	driving	showdr.	efford	total
	72	97	103	109	103	101	104	104

Andries 415

stb200037791 ster: 18 marks allowed: 6,8%
 geb.: 13-06-00 62,1% not allowed: 0,3%
 s.: Tsjerk 328 m.v. m.m.v
 m.: Gitte Nykle Lammert



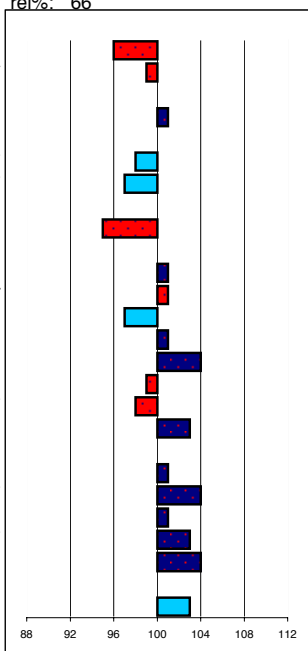
major breakdown traits	type	frame	f & l	walk	trot	total		
	111	107	109	108	108	109		
ABFP								
rel%	walk	trot	canter	riding	driving	showdr.	efford	total
	74	103	101	101	100	104	105	105

Aan 416

stb200044011 ster: 4 marks allowed: 1,7%
 geb.: 25-06-00 44,4% not allowed: 0,0%
 s.: Abe 346 m.v. m.m.v
 m.: Dieke v Jurjen Wessel

linear conformation rel%: 66

96 plain
 99 heavy
 100 short
 101 horizontal
 100 steep
 98 weak
 97 weak
 100 horizontal
 95 short
 100 downhill
 101 short
 101 straight
 97 sickled
 101 short
 104 small
 99 course
 98 faded black
 103 little
 100 toeing-in
 101 short
 104 weak
 101 short
 103 weak
 104 little
 100 little
 103 short



noble
 light
 long
 vertical
 sloping
 tight
 tight
 sloping
 long
 upstanding
 long
 standing under
 straight
 long
 large
 dry
 jet black
 much
 toeing-out
 straight
 long
 powerful
 long
 powerful
 much
 much
 tall

head
head-neck-conn.
neck length
neck position
shoulder
back
loins
croup shape
croup length
body
length forearm
frontlegs
hindlegs
pasterns
hooves
bone quality
color
hair
walk
walk length
walk strength
trot length
trot strength
balance
suppleness
size

major breakdown traits

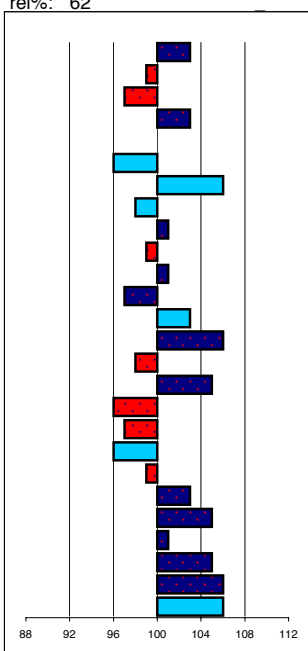
type	frame	f & l	walk	trot	total			
100	104	99	104	102	102			
ABFP								
rel%	walk	trot	canter	riding	driving	showdr.	efford	total
71	101	98	100	100	98	100	98	99

Feike 395

stb199306571 ster: 6 marks allowed: 4,4%
 geb.: 09-04-93 40,0% not allowed: 0,0%
 s.: Feitse 293 m.v. m.m.v
 m.: Jelsje Naen Ritske

linear conformation rel%: 62

103 plain
 99 heavy
 97 short
 103 horizontal
 100 steep
 96 weak
 106 weak
 98 horizontal
 101 short
 99 downhill
 101 short
 97 straight
 103 sickled
 106 short
 98 small
 105 course
 96 faded black
 97 little
 96 toeing-in
 99 short
 103 weak
 105 short
 101 weak
 105 little
 106 little
 106 short



noble
 light
 long
 vertical
 sloping
 tight
 tight
 sloping
 long
 upstanding
 long
 standing under
 straight
 long
 large
 dry
 jet black
 much
 toeing-out
 long
 powerful
 long
 powerful
 much
 much
 tall

major breakdown traits

type	frame	f & l	walk	trot	total			
104	105	105	102	102	103			
ABFP								
rel%	walk	trot	canter	riding	driving	showdr.	efford	total
0	0	0	0	0	0	0	0	0

Ranking per characteristic

Type

1	Andries 415	111
2	Tsjalke 397	110
3	Tsjerk 328	109
	Anton 343	109
	Onne 376	109
	Teade 392	109

Frame

1	Onne 376	110
2	Heinse 354	109
	Beart 411	109
4	Tsjalke 397	108
5	Andries 415	107
	Tsjerk 328	107

F&L

1	Andries 415	109
	Folkert 353	109
3	Beart 411	107
	Tsjalke 397	107
	Tsjerk 328	107
	Olrik 383	107

Walk

1	Beart 411	109
2	Gradus 356	108
	Piter 312	108
4	Olof 315	107
5	Jasper 366	106

Trot

1	Olrik 383	109
	Beart 411	109
3	Jasper 366	108
4	Folkert 353	108
5	Karel 370	106
	Jakob 302	106
	Mintse 384	106

Canter

1	Beart 411	110
2	Ielke 382	109
	Brend 413	109
4	Olrik 383	108
	Jasper 366	107
	Wobke 403	107
	Maiko 373	107

Aptitude for riding

1	Jasper 366	109
2	Beart 411	108
	Jakob 302	108
4	Wobke 403	107
	Olrik 383	107
	Maiko 373	107

Aptitude for driving

1	Jasper 366	109
2	Beart 411	108
3	Jakob 302	106
4	Folkert 353	106
5	Wobke 403	105
	Teeuwis 389	105
	Sjaard 320	105
	Karel 370	105

Aptitude for show driving

1	Folkert 353	111
2	Karel 370	109
3	Jasper 366	108
4	Teeuwis 389	108
5	Tsjalke 397	108